


L. I.

199075

MEISSONNIER
PÈRE & FILS
Rue de Rome
TOULOUSE

L'AGE DE LA PIERRE

PAR
G. GRAS



BIBLIOTHÈQUE
GÉNÉRALE
UNIVERSITAIRE

AGE DE LA PIERRE TAILLÉE ANCIENNE ET DU MAMMOUTH
(Type d'après les documents recueillis à Moustier (Dordogne), et les modèles du Musée d'Artillerie).



BIBLIOTHÈQUE
GÉNÉRALE
UNIVERSITAIRE

ÉPOQUE DES SCULPTEURS SUR OS
(Type d'après les documents recueillis à la Madeleine (Dordogne) et les modèles du Musée d'Artillerie).



AGE DE LA PIERRE TAILLÉE PERFECTIONNÉE ET DU RENNE

(Types d'après les documents recueillis à Solutré (Saône-et-Loire) et les modèles du Musée d'Artillerie).



AGE DE LA PIERRE POLIE

Type des Constructeurs de Dolmens (France occidentale).
Type des Stations lacustres (Lacs de la Suisse).

(D'après les modèles du Musée d'Artillerie).






BIBLIOTHEQUE
TOULOUSE
UNIVERSITAIRE

f.15



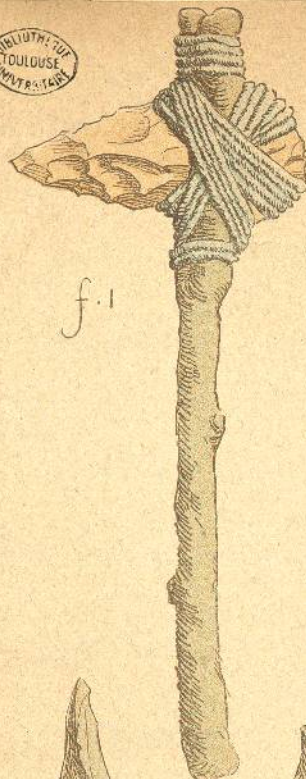
f.17a



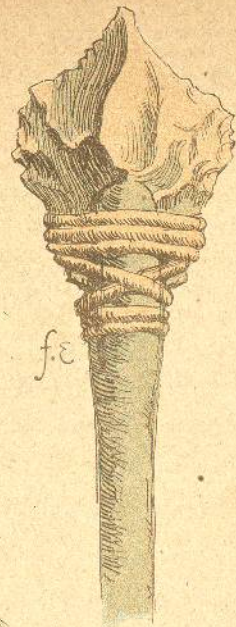
f.16



f.17.6



f.1



f.2



f.4




profil

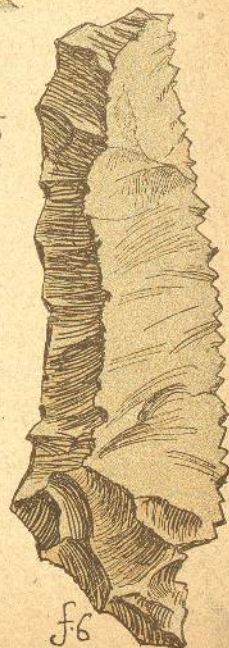
f.2



face



f.5



f.6

f.12



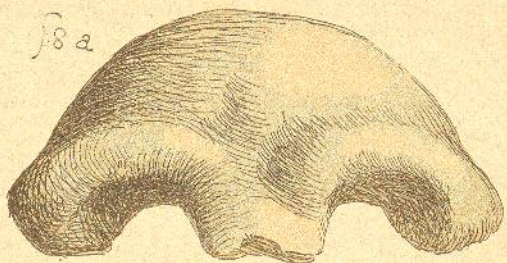
f.8



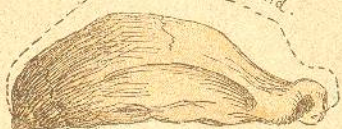
Crâne d'Européen

Crâne du Neanderthal.

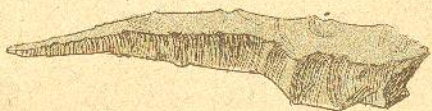
f.8a




Crâne Neand.



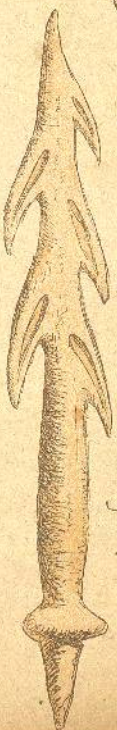
Cr. de Gorille



f.7



f.14

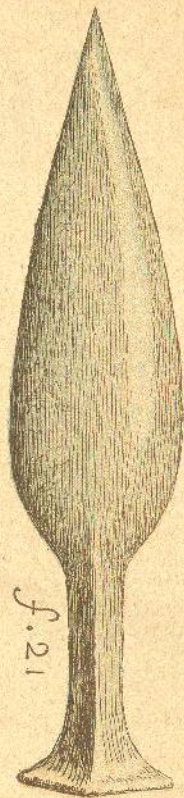


UNIVERSITÄT

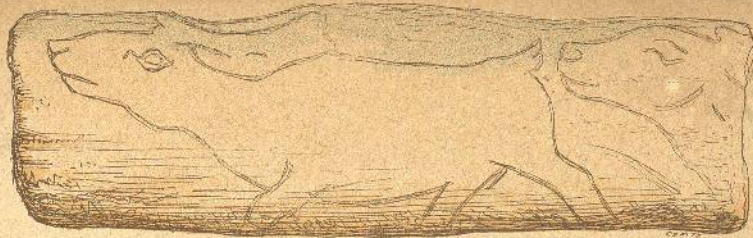
f.10



f.21

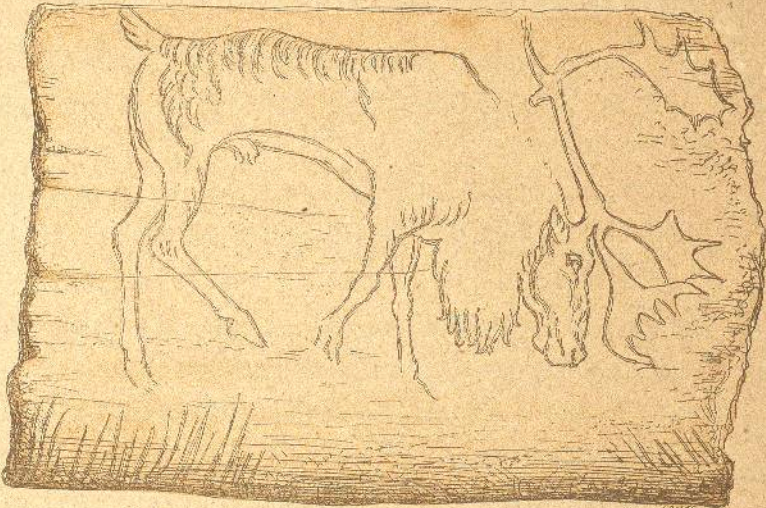


UNIVERSITÄT

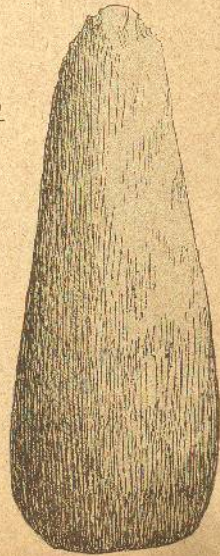
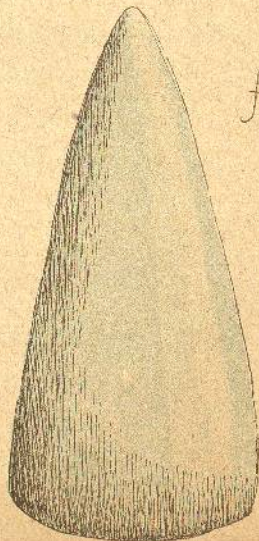


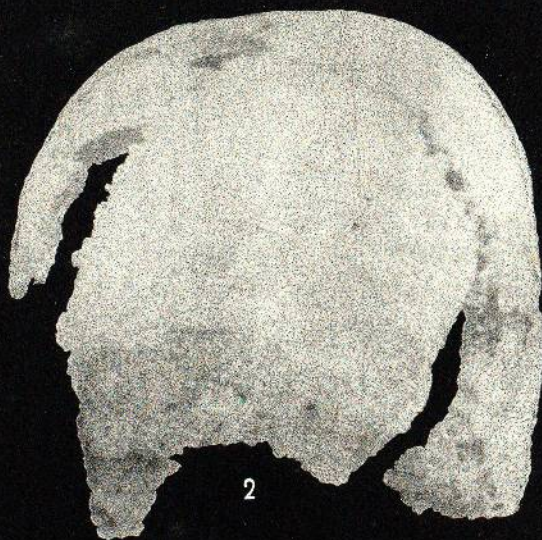
f.19


f.20



f.22
a





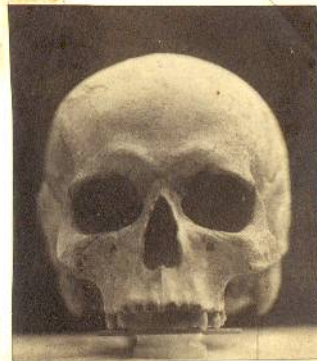
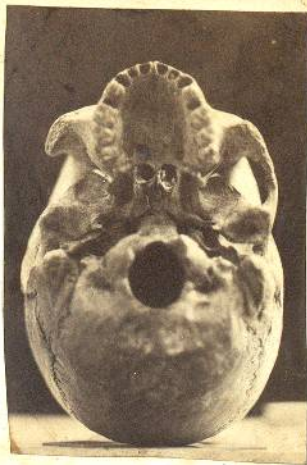
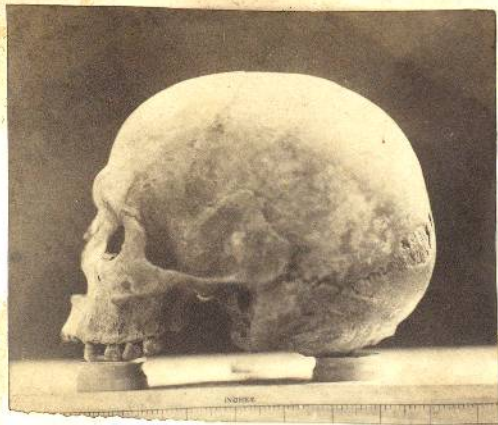


1




2





Genista Cave no 2 Gibraltar Jan 1865

Cranes de Cro-Magnon

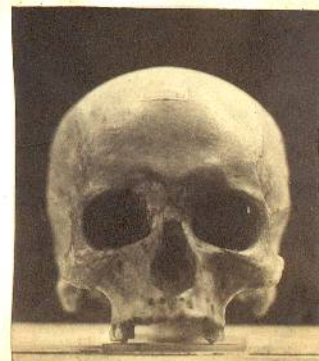


Namaquos

Enlène Bo-Kalet



Esquimaux



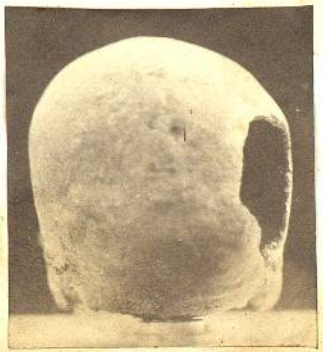
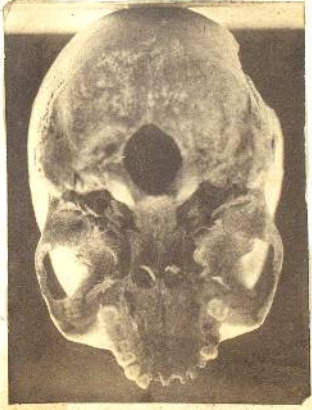
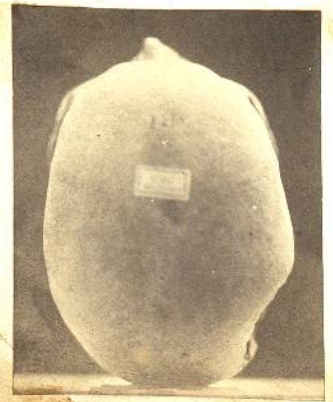
Judge Cave - Gibraltar Jan 1863



Fossil Human Skull of Gibraltar - For M. Lartet

Fossil Human Skull of Gibraltar - M. Lartet

PHOTOGRAPHED
BY
J. B. B. B. B.
LONDON




Genista Cave No 1 - Gibraltar (homme) 1865



L'homme de Menton



L'Homme de la Caverne de Menton (P. Rivin)



grandeur exacte

Machoire d'homme trouvée le 29 mars 1869 dans le banc de débris de l'Abbaye quiigues le Abbaye à la hauteur de 52 centimètres de profondeur dans une couche argileuse ferrugineuse exposée sur la crête, par M. Boucher de Sèthe.

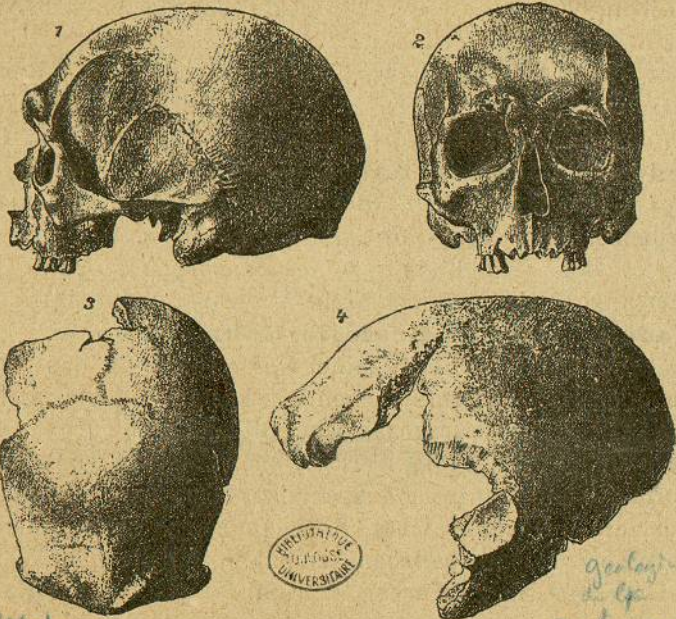
Machoire quiigues



Abbaye Quiigues

Créteil 29 mars 1869

Abbaye 29 mars 1869



Menschenschädel aus dem böhm. Diluvium.

Nach A. Frič.

1, 2 Von Střebichowitz 3 von Schlan. 1 Von der Seite, 2 von vorne. — 3, 4 von Podbaba bei Prag. 3 Von oben, 4 von der Seite.


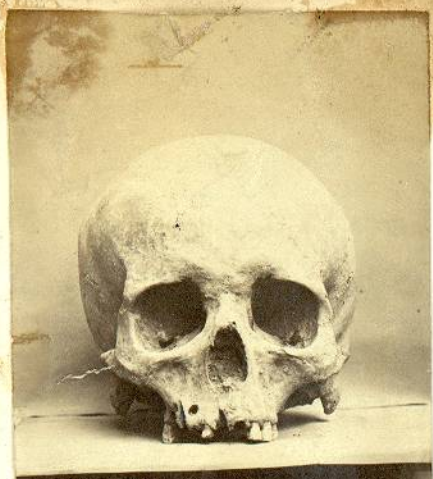
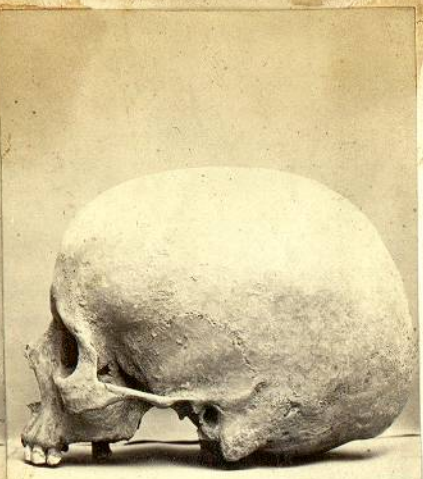
Beiläufig $\frac{1}{4}$ natürl. Grösse.

D'Katzger

geologisch
in Ep.
Bohemien

Bruniquel

12



dans le stalagmite

Bruniquel Vieilledu (M. Brun)

(abri de Lafage)





Bruniquel enfant de 12 ans (M. Brun)


dans le tesson ossifère

adulte (dans le tesson ossifère)


Bruniquel (abri de Lafage) (M. Brun)



Collection de Vibraye

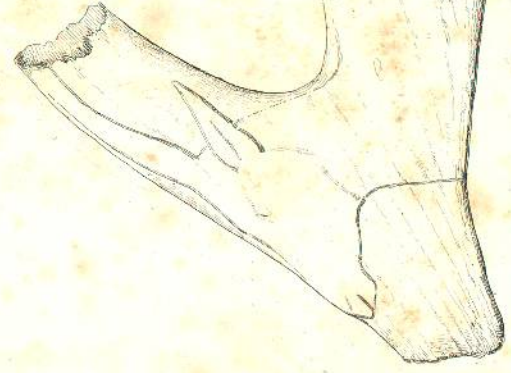
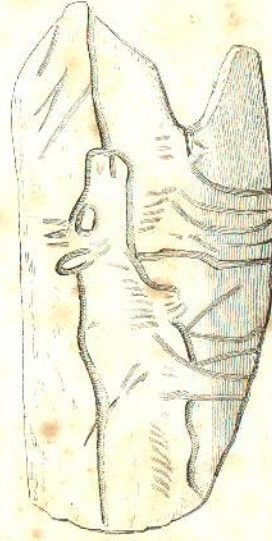
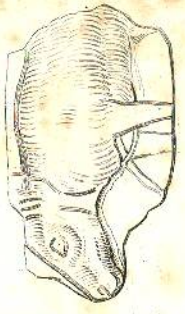
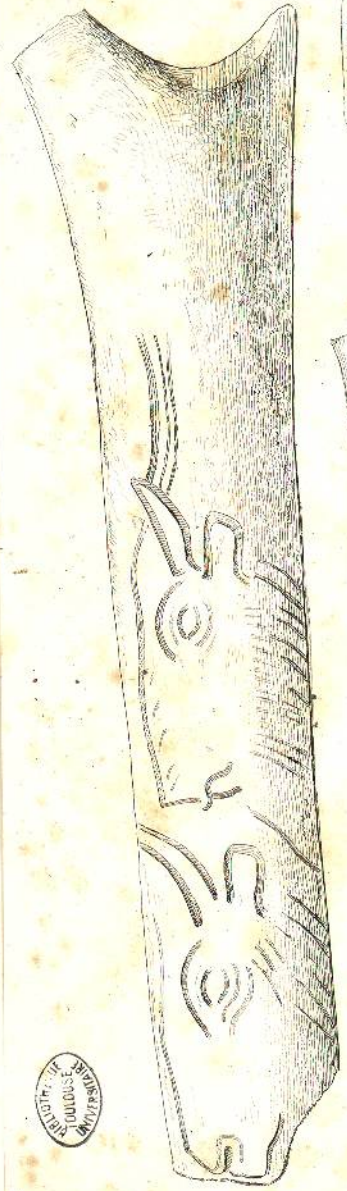


Collection de Vibreye



Ed. Lanté - grottes de Peygès - depuis la Préhistoire - Plaine de la Garonne

REVUE DE
TOULOUSE
MUSEUM



Caverne du Périgord (cav. du Renne)

17





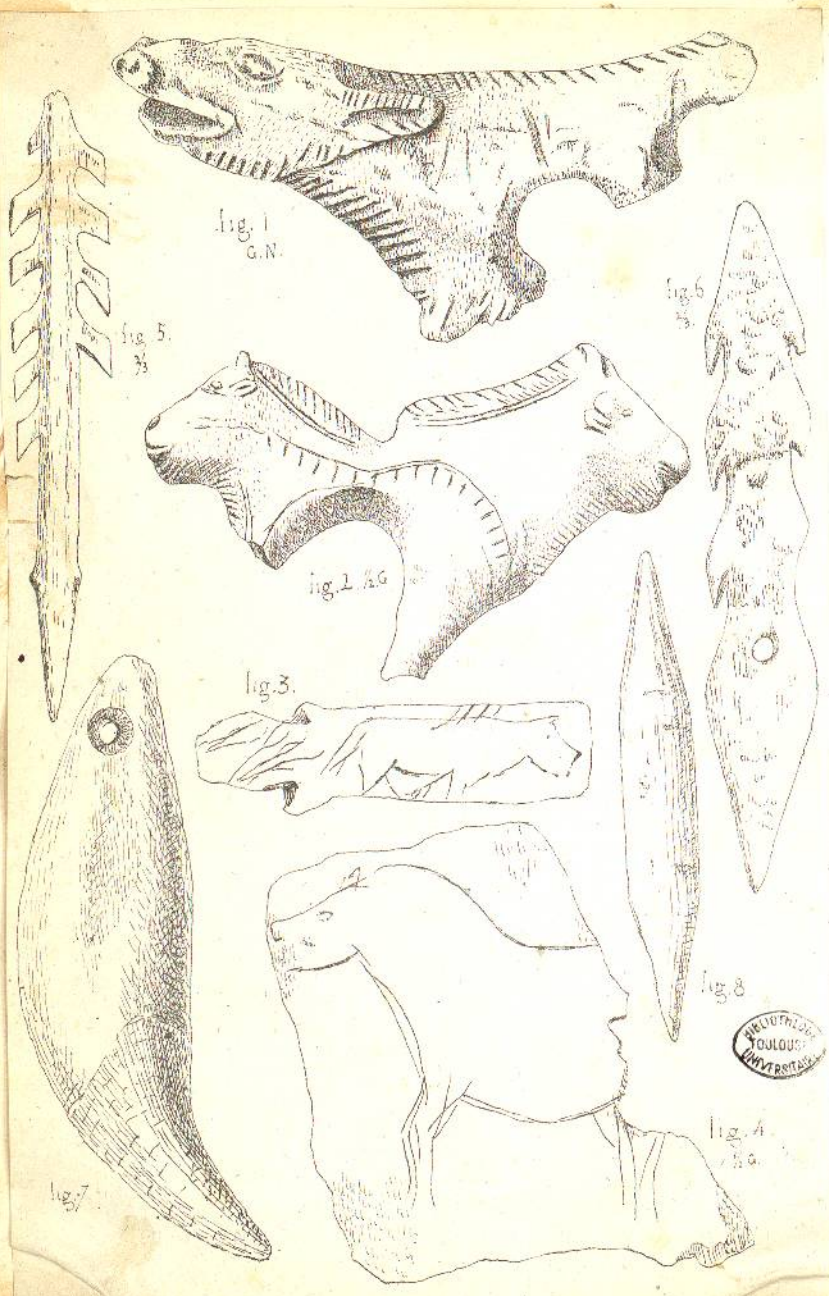
Micrographie Duardin



glacis ?

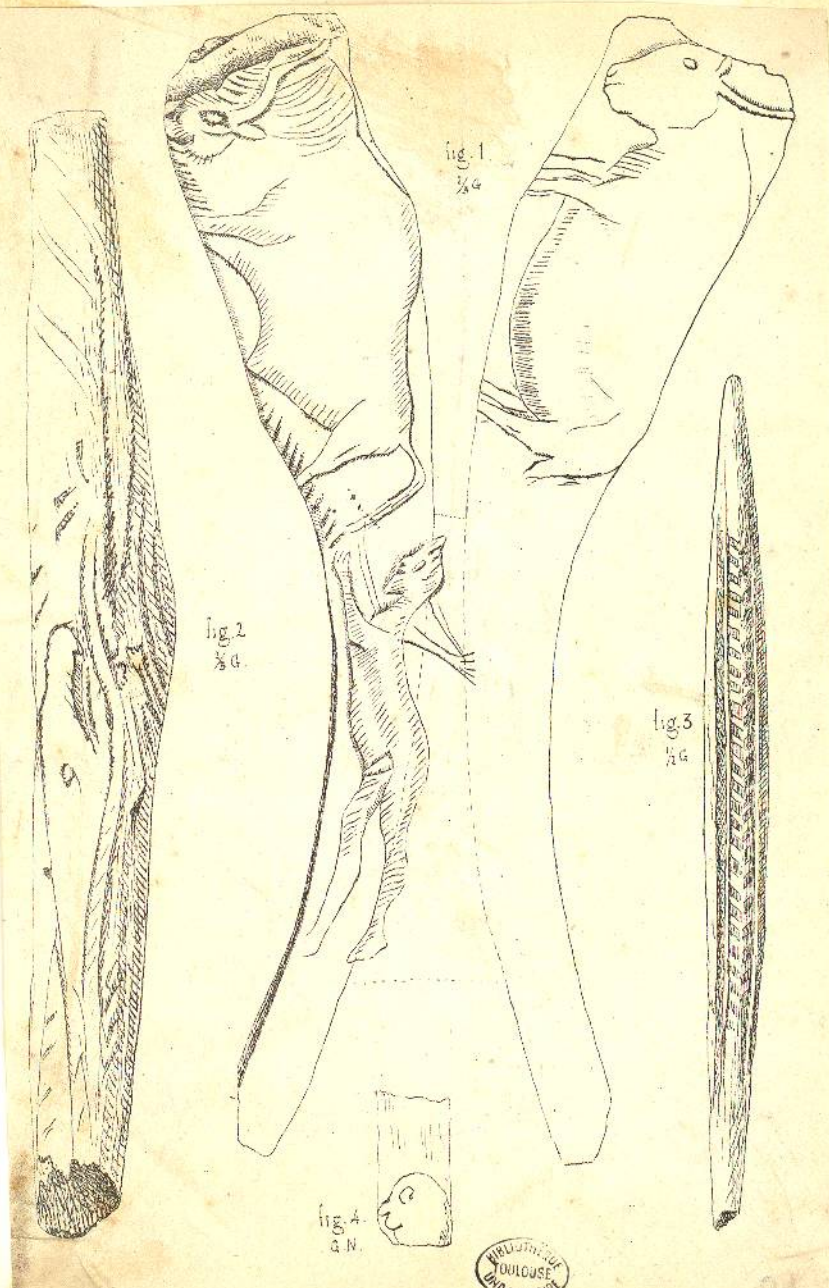


Elephant - (mammoth) Périgord



L'AUGERIE BASSE (Dordogne.)

Collection National des
Musées
(matériaux 1869)



L'AUGERIE BASSE (Dordogne.)

MUSEUM
TOULOUSE
UNIVERSITARY

Peignot - (cage du Renne :)



Collection Massonnet 2 Vauger's basin



LIBRARY
MUSEUM
OF
PEWEE

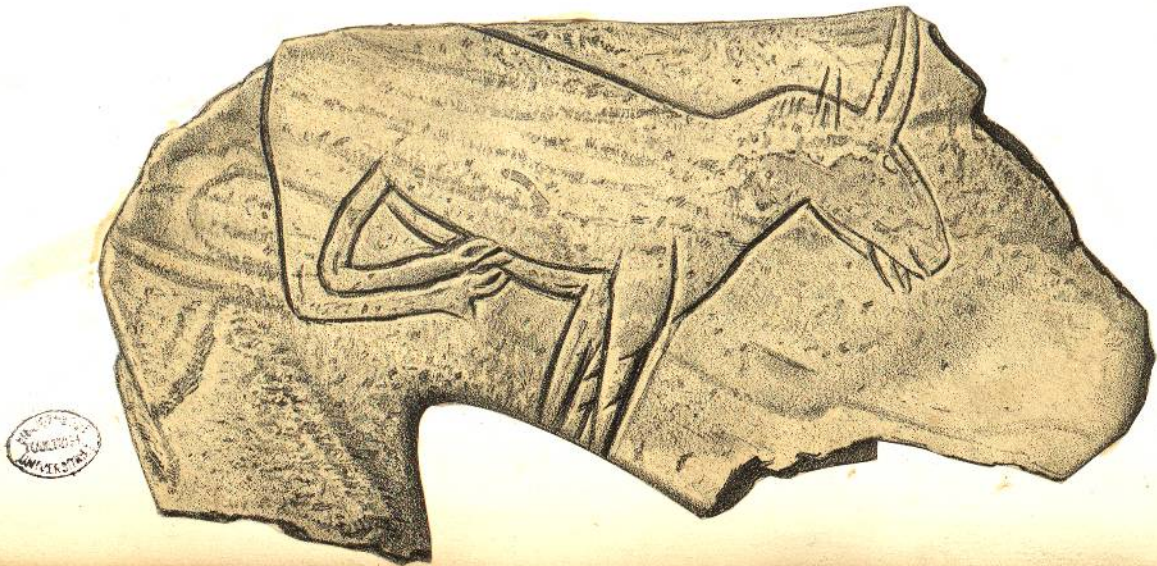




femme grande sur bois de femme (Sargol)
(coll^{te} de l'abbé Landignon)
coll. Piette



Sargol - Christ
(Collection de l'abbé Landignon)
auj. coll. Piette



UNIVERSITY OF TORONTO LIBRARY

Matériau



1a



3



1b



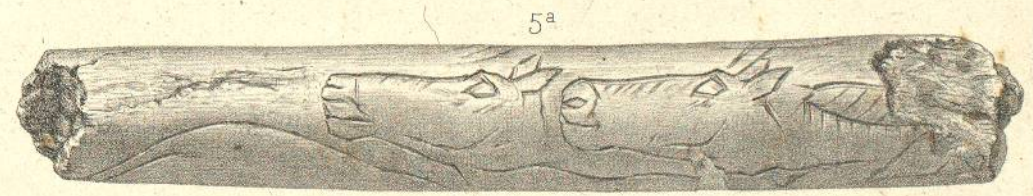
1c



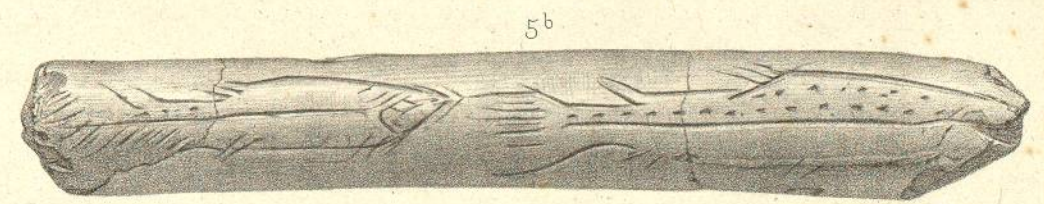
2



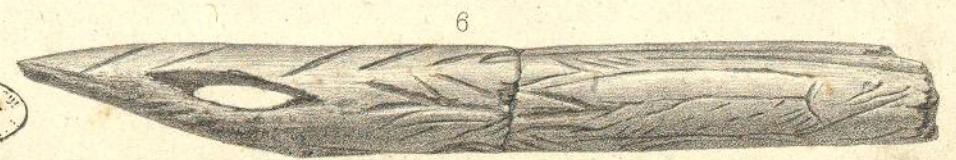
4



5a




5b






6

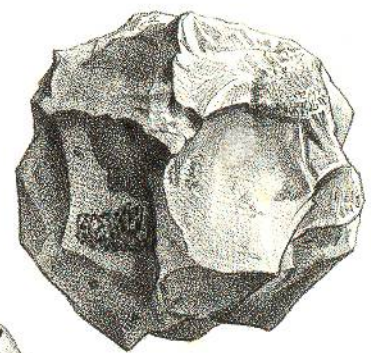
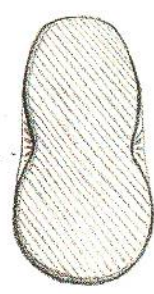

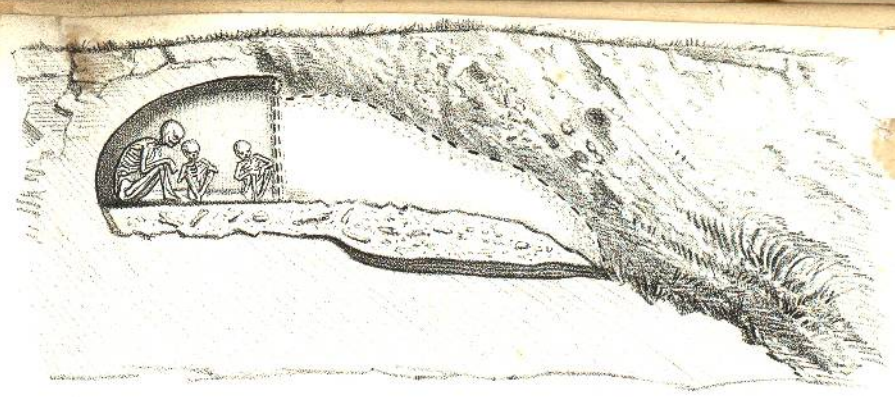




owis (Homo spelans) - Collection Ganigon -



MAISONNETTE
TOURNAI
UNIVERSITE

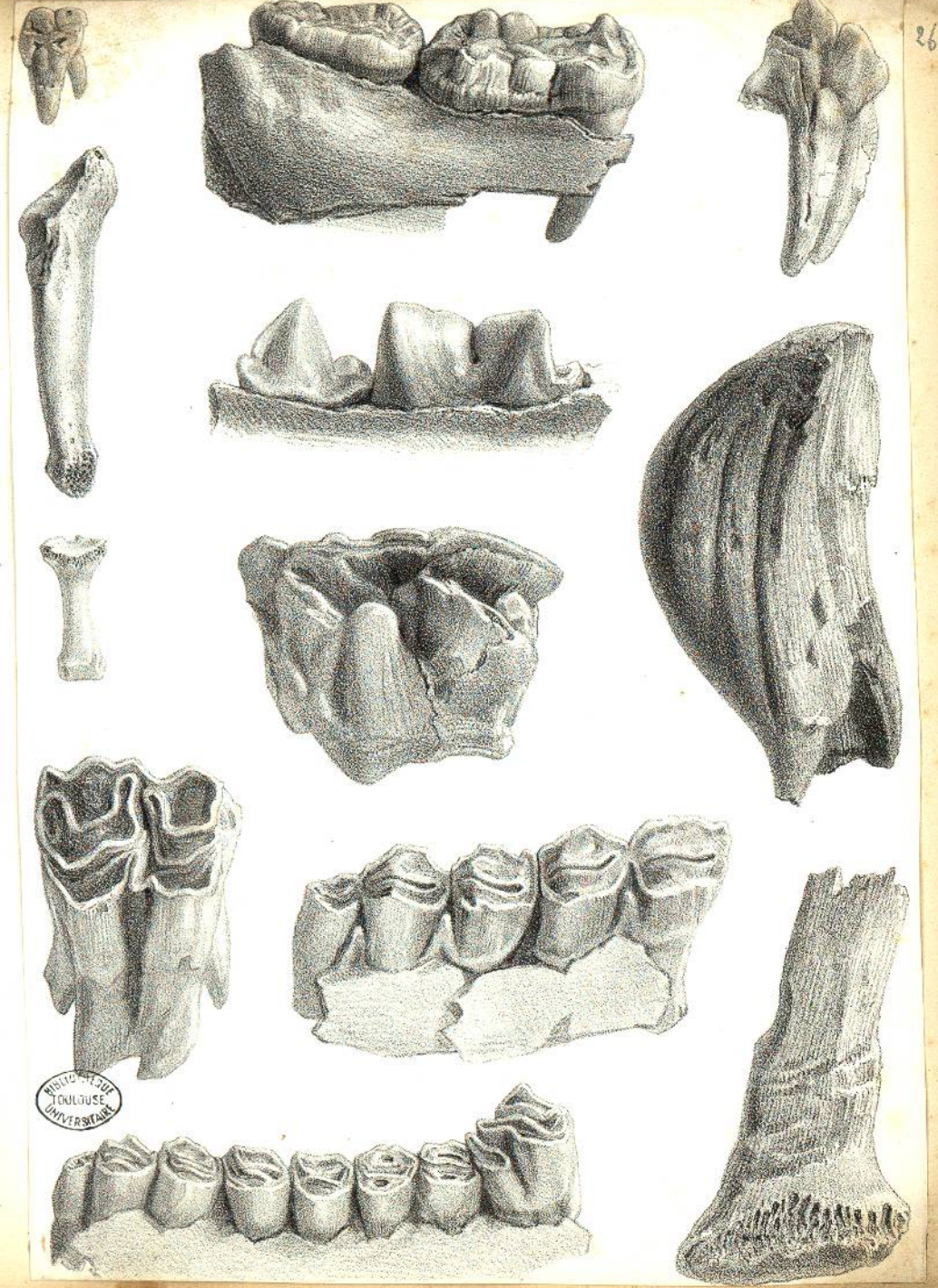



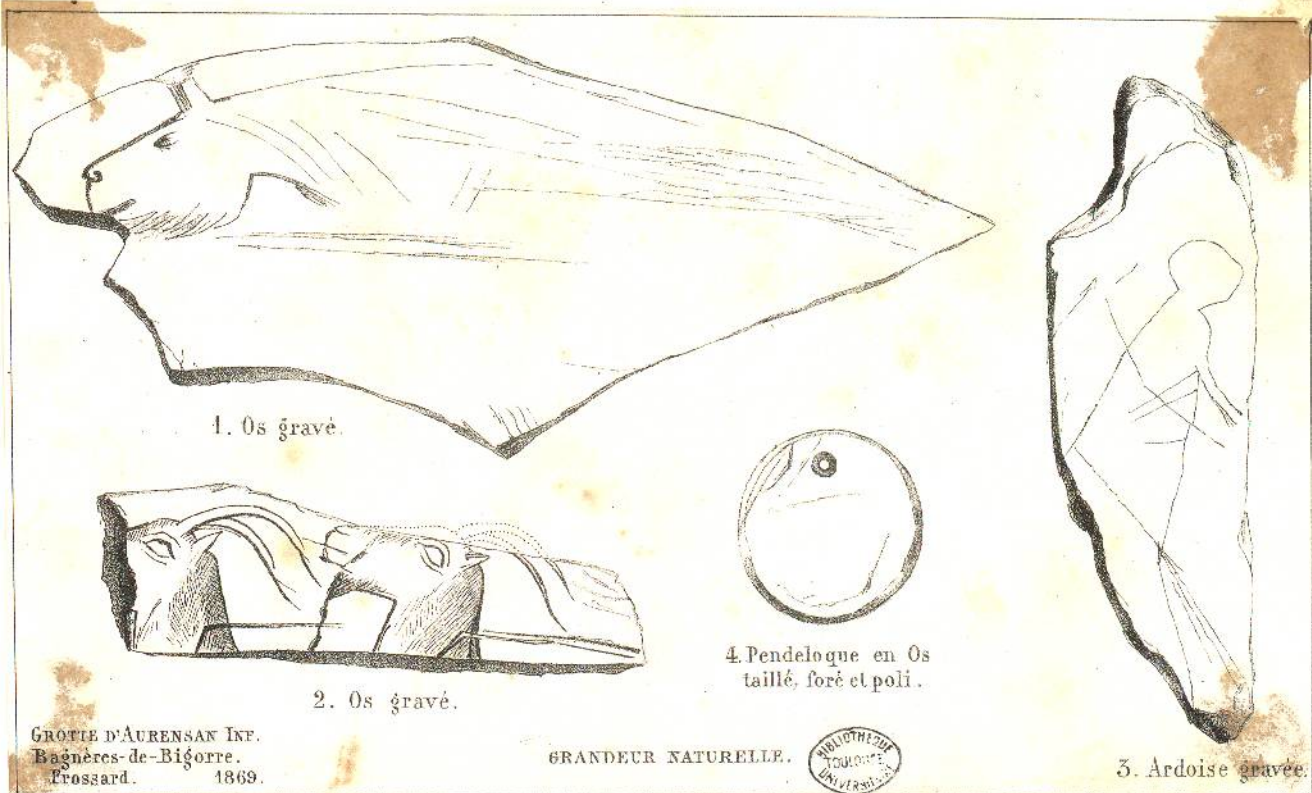
MAISONNETTE
TOURNAI
UNIVERSITE



La Vallée - Auzouze - Massat

Edi. de la ...
Auzignac ...





1. Os gravé.

2. Os gravé.


4. Pendeloque en Os taillé, foré et poli.

3. Ardoise gravée.

Grotte d'Aurensan Inf.
Bagnères-de-Bigorre.
Crossard. 1869.

Grandeur Naturelle.





Antresan près Bagnères de B.






Picramnia graveolens



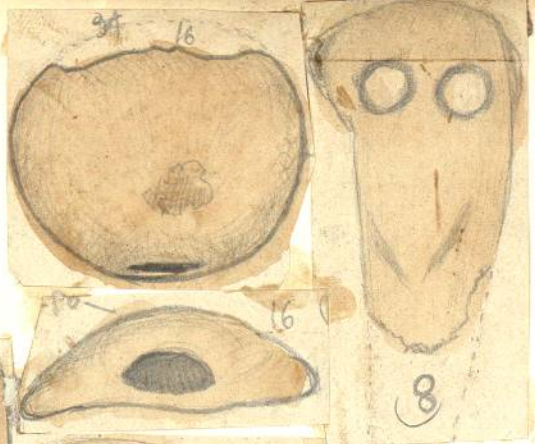


Peu de chose!
(Collection . . . galerie de la Diocésane)
au British



objets provenant de fouilles faites dans la grande grotte du Chaffaud anciennement de Airay (vième)
 (Collection = Gaillard de la Dionnerie)







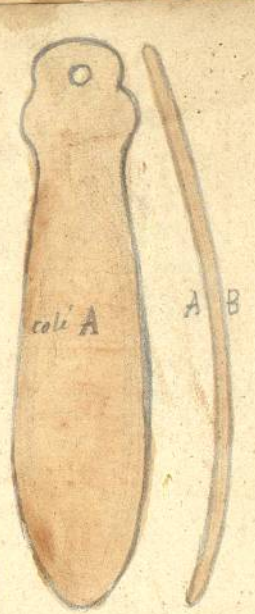
8



11



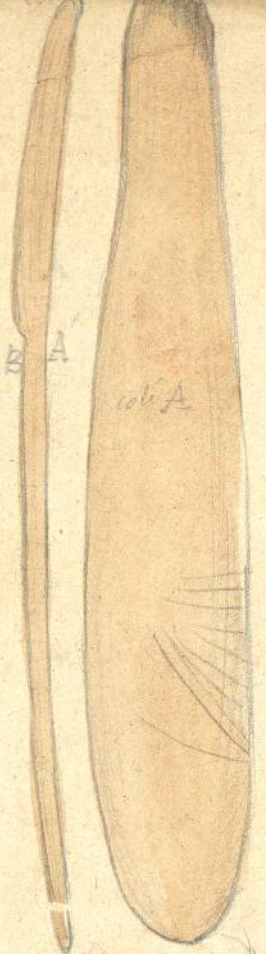
12



4



5



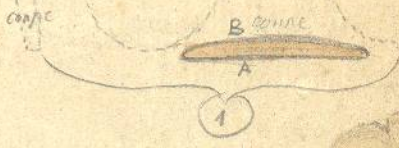
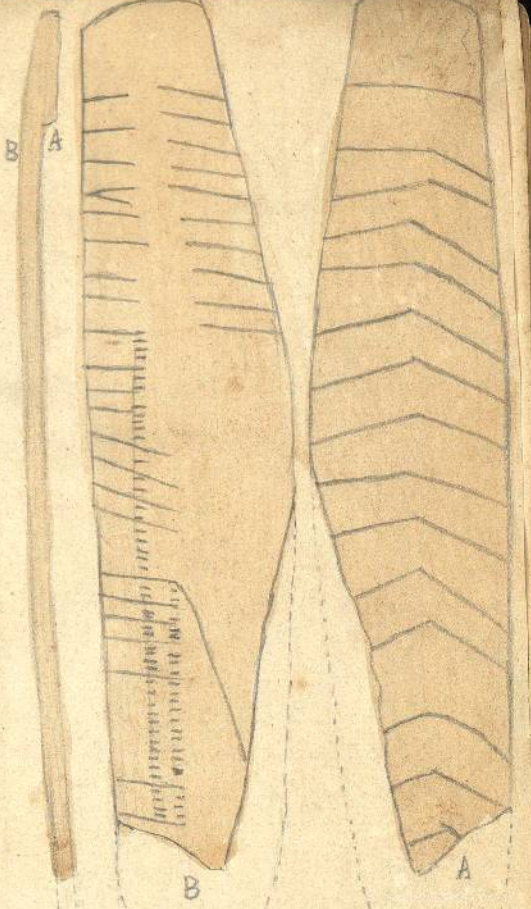
3



(6)



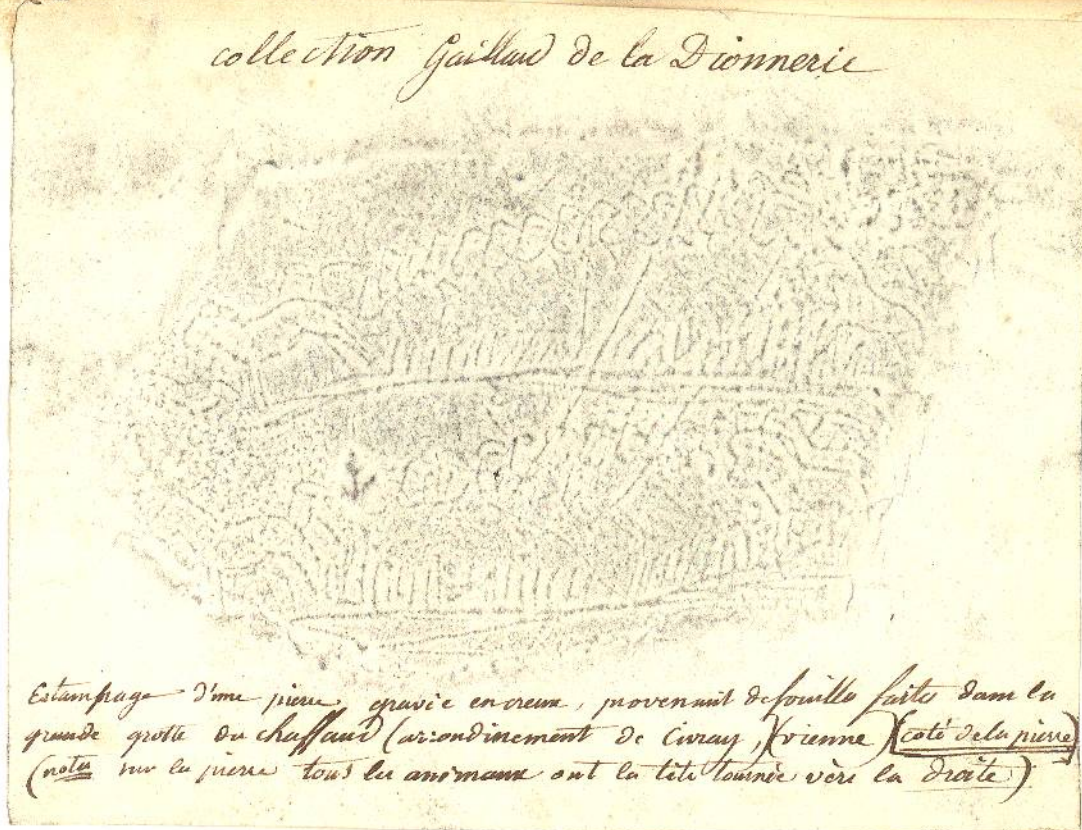
2




1



7



Estampage d'une pierre gravée en creux, provenant de fouille faite dans la
grande grotte du chaffaud (arrondissement de Couray, Orne) (côté de la pierre)
(note sur la pierre tous les animaux ont la tête tournée vers la droite)



Hachon en os très compacte (d. boeuf?) trouvé à 3 mètres de profondeur dans un terrain d'alluvion de la petite rivière de Langue près d'Helongue (Pas de Calais) (M. Watlet)

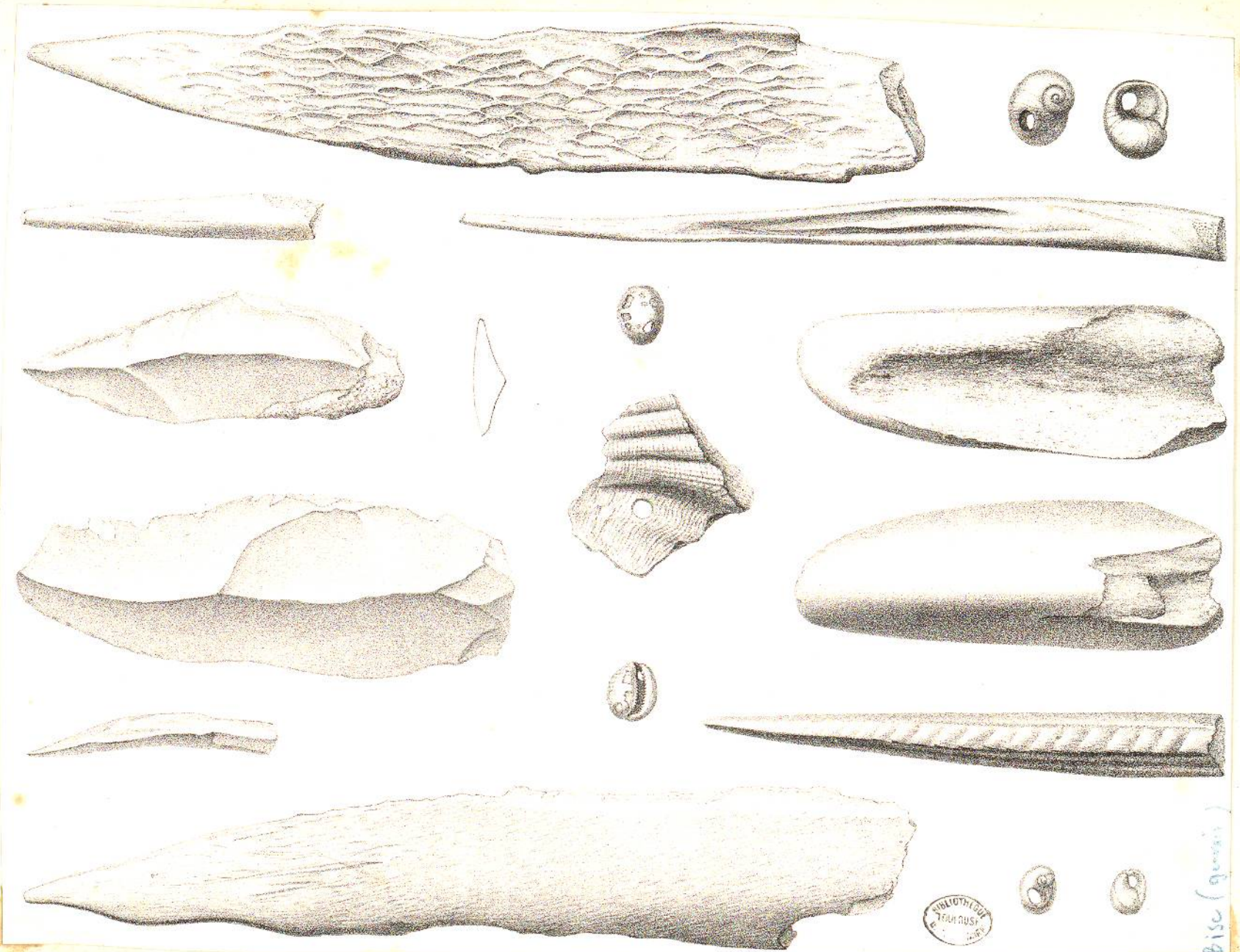
faux renommés



grot de Chaffaud (Vienne) Coll. M. Meillet et Brunet


authenticité contestée





BIBLIOTHEQUE
 MUSEUM
 1881


Bisc (genus)



Reindeer grave on Bois de Renne - Carrière de Thairinges (Suisse)




Cervus tarandus, Linné.



G. R. DeWilde del. et sculpsit.



The Glutton (*Gulo luscus*) in the Zoological Society's Gardens, London. Drawn by N. L. Austen, Esq F.L.S., F.Z.S., &c. About one sixth of the natural size.



animaux dignes du Sud de la France

1 Urus, 3 Aurochs 3 Elan

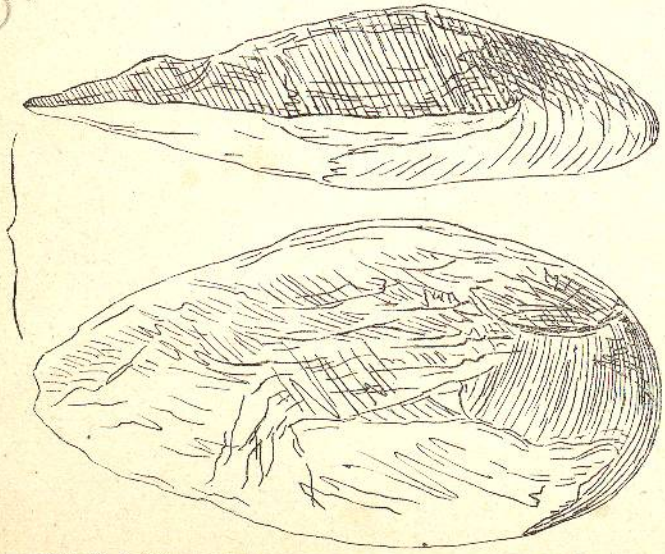


Urus - Bison priscus

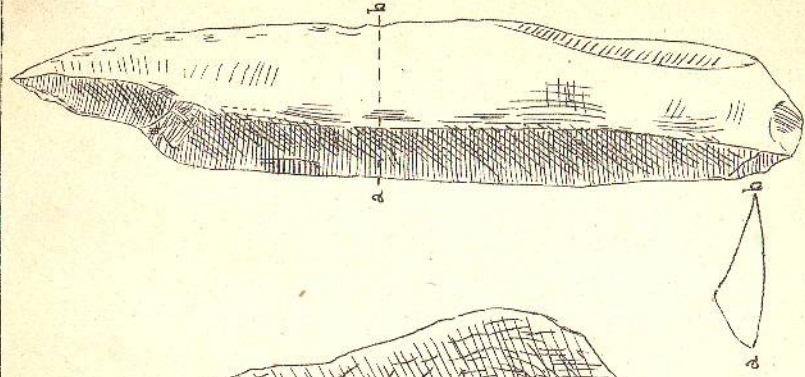
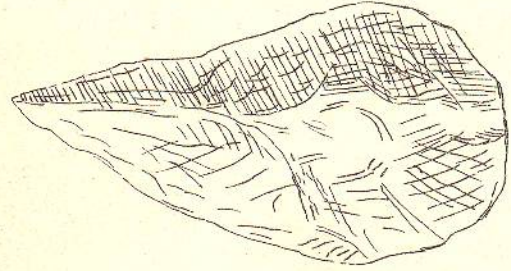
Aurochs (Bos primigenius)

Elan

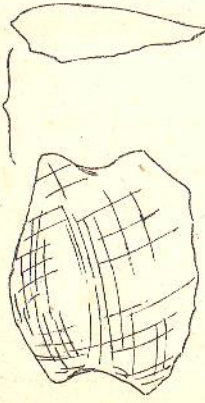
Calvè



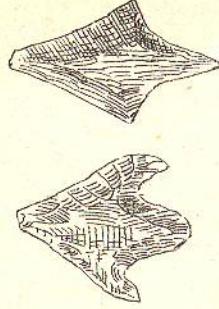
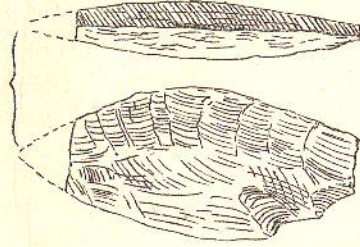
Quartz taillés, A $\frac{1}{2}$ grand.



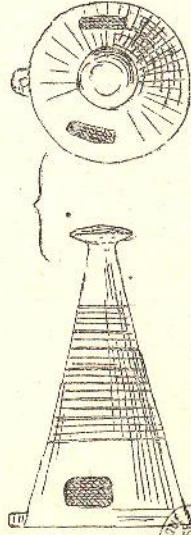
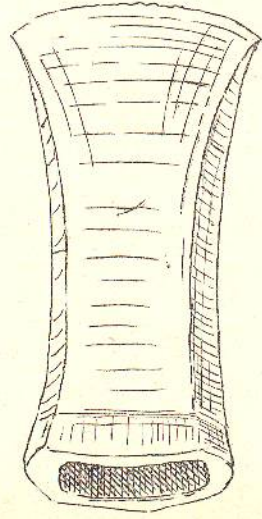
Lame en silex, a. $\frac{1}{2}$.



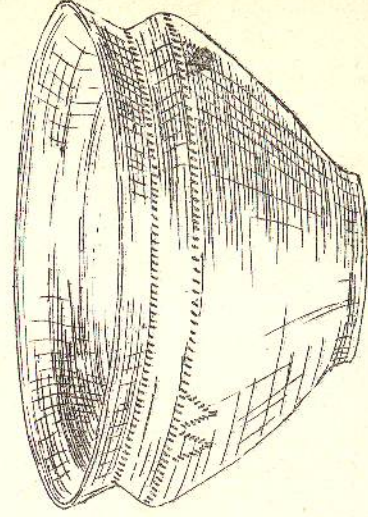
Eclat à double encoche, $\frac{1}{2}$.



Flèches en silex, grand. nature.

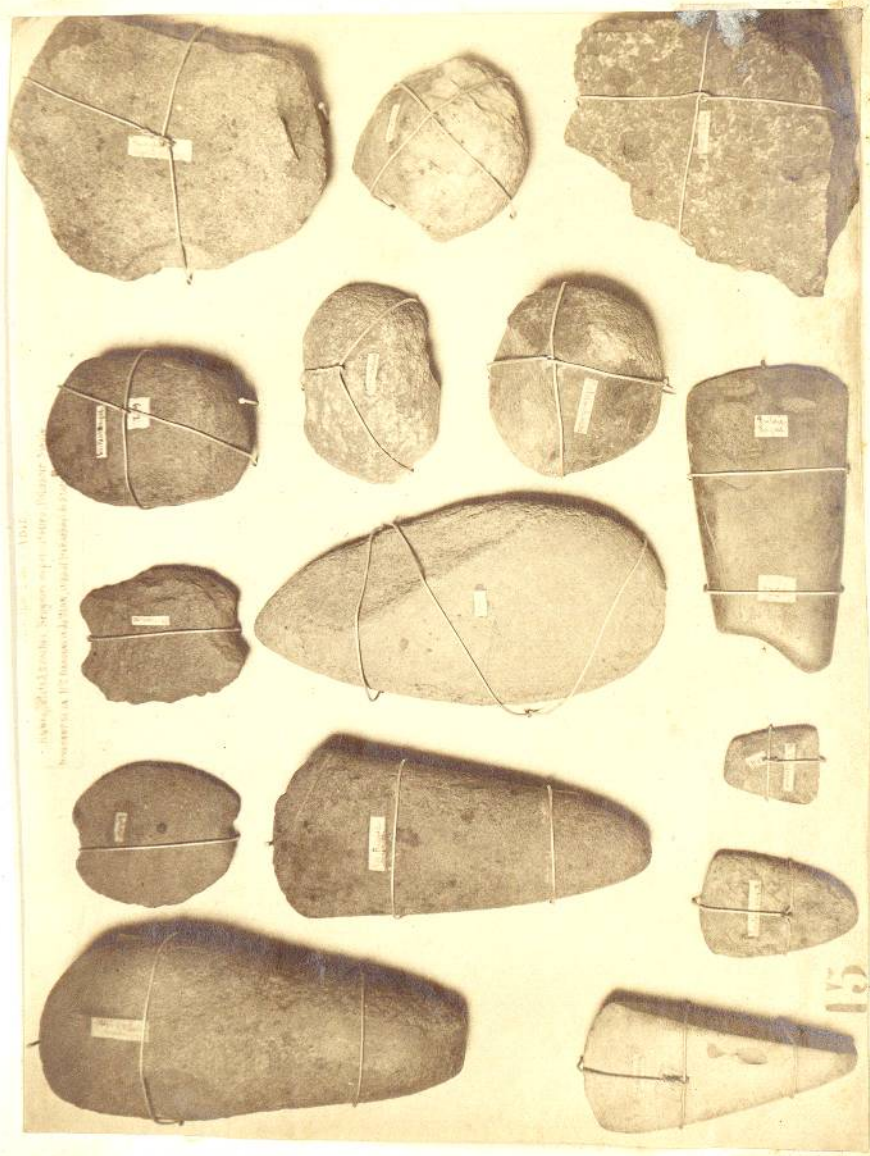




Instruments de bronze, A et B $\frac{2}{3}$.



Urne cinéraire, A. $\frac{1}{3}$.

IMPRIMERIE
TOULOUSE





QUARZITE TAILLÉ A GRANDS ÉCLATS - TYPE DES ALLUVIONS QUATERNAIRES.

Commune de Balma - Bord du Ruisseau de la Garrigue, affluent du Ihers

Recherches de M.M. H et J. GAVARRET. (1876-1877.)





11 Lame de Silex du grand Prestigeux



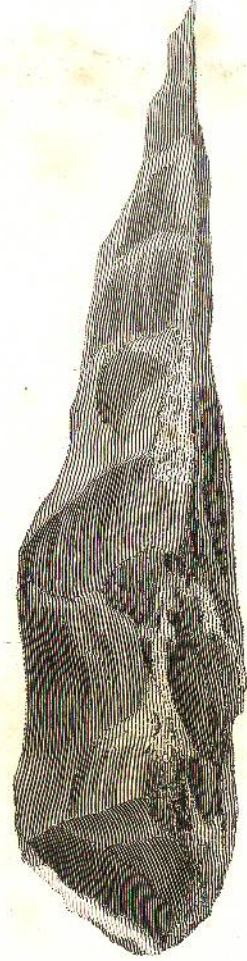

92 Prestigeux



Couteau en Silex 1/2

Egypte





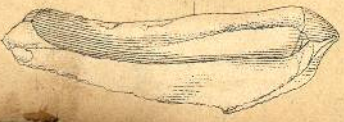
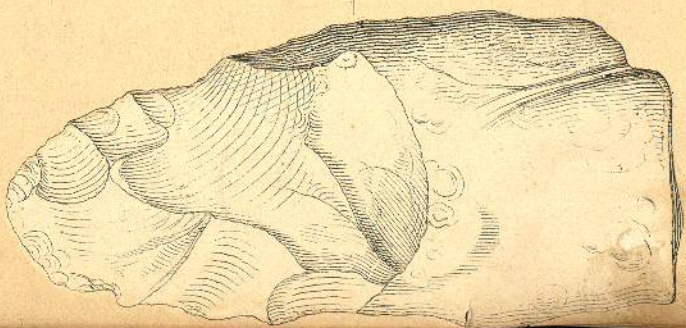
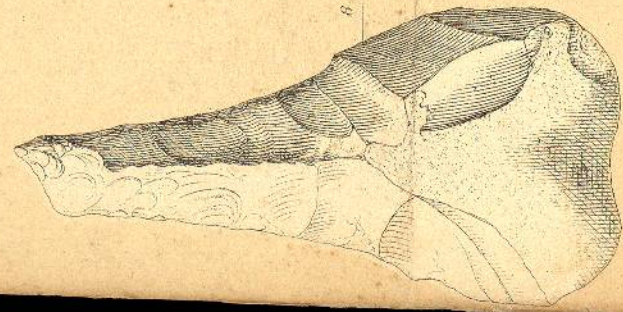
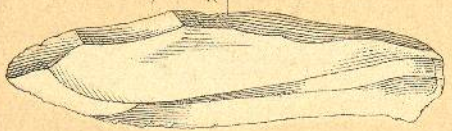
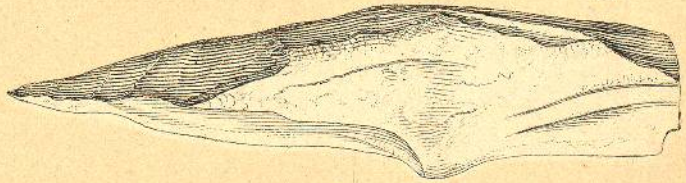
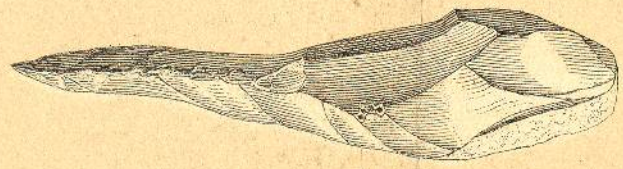
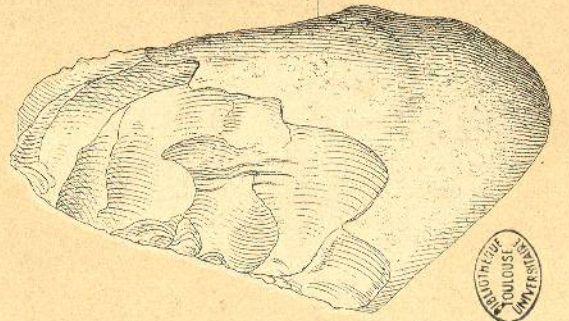
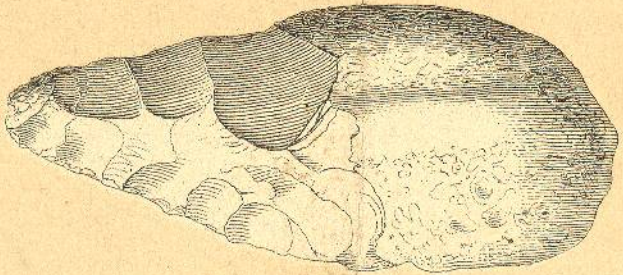
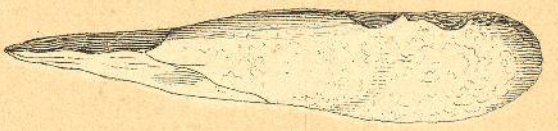
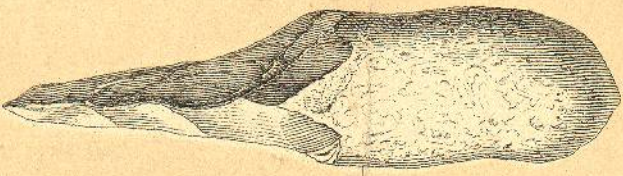
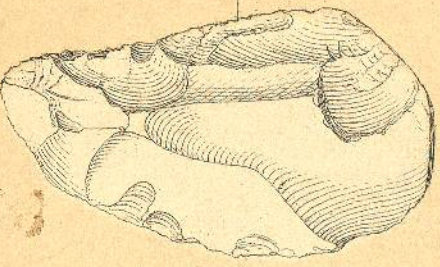
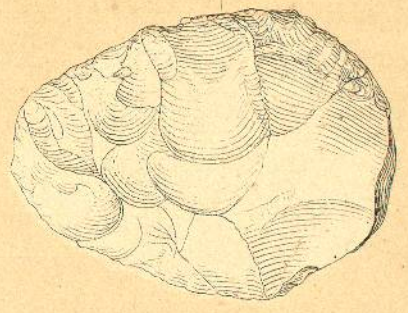
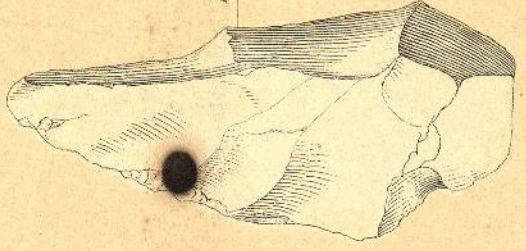

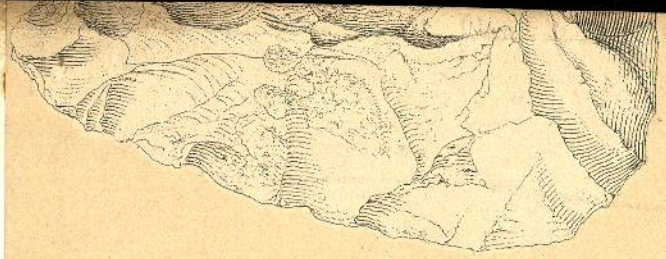
Flint Weapon found at Horne in Suffolk.



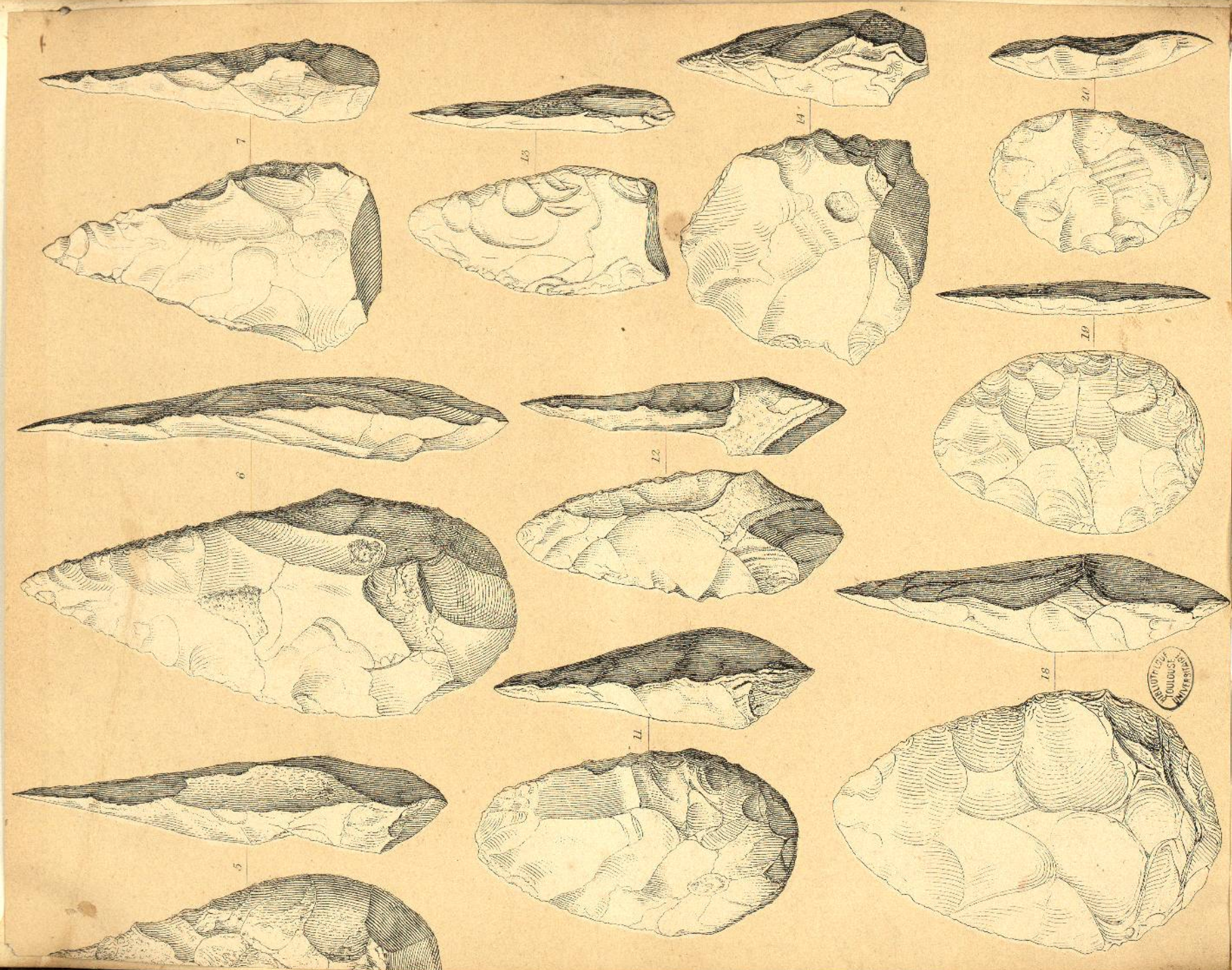


Flint Weapon found at Hoene in Suffolk.





EDWARD H. HAY
LONDON
1865



For a full list to the Que. et.

FLINT IMPLEMENTS FOUND IN THE DRIFT


or half linear

John Evans



and Scale 5/16 inches to the foot

épave 1/2



au Musée du Louvre —

Sans étiquettes.



Dans une armoire aux os poteries provenant de fouilles faites à Londinium

Envermen
Lillebonne
Fécamp

par l'abbé Cochet




d'Amiens
en Silex

1/2



en Obsidienne No 513.



a peu près
3/4.



3/4.

du Musée
Mexicain du Louvre

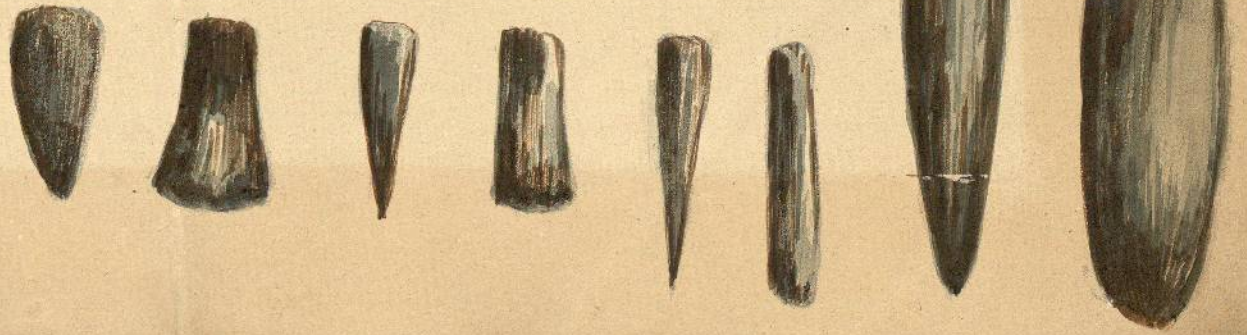
donné par M. Angrand, Consul général 1850. -

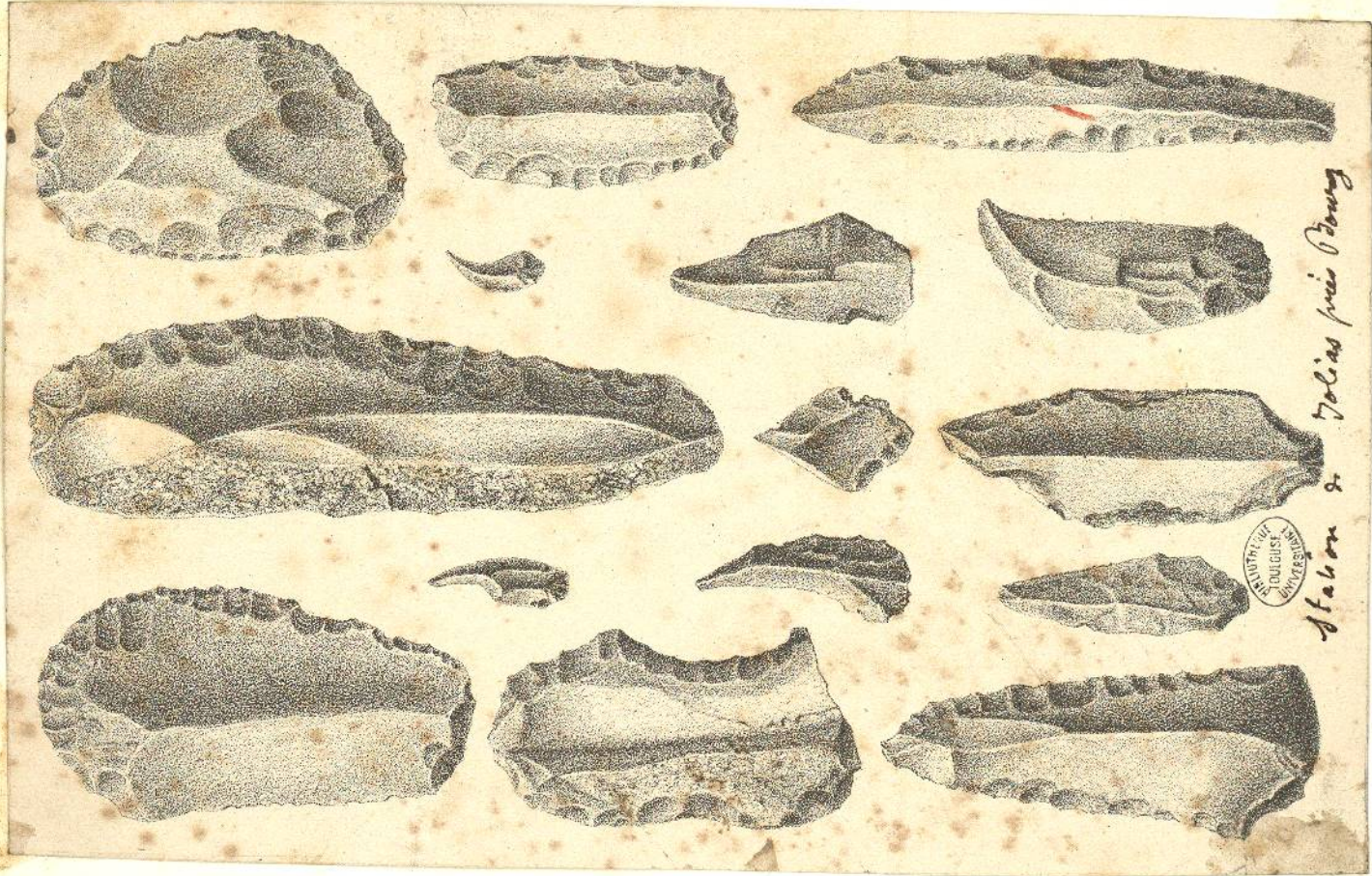


Bronze



1/3





Station 2, *Golias puii* Young



face



Croquis de Grandem Nouvelle — sur bois — et de haut
 croquis de la armée —

Nucleus de Couteaux
Type de Lezay (les Couteaux)



$\frac{2}{3}$ de grandeur.



Nucléus de couteaux


Pressigny
(La Clavière)

11:3

au $\frac{2}{3}$ de grandeur



Vue de face



Vue de côté



Vue de face



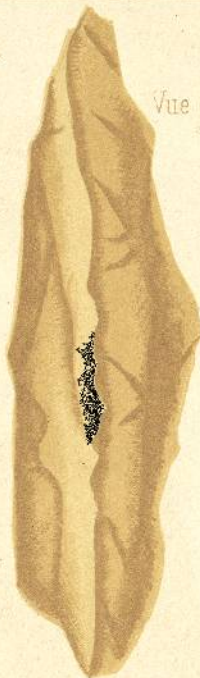
Casse tête ovale
aplatis.

Lesigny
(la Marsaisière)

N^o 4

$\frac{2}{3}$ de grandeur

Vue de côté.



Nucleus à large base. Type de Lesigny (Les Joujons) N^o 5



$\frac{1}{2}$ grandeur



N° 1



Casse tête en pointe
Beaumont,
grandeur naturelle.

N° 2



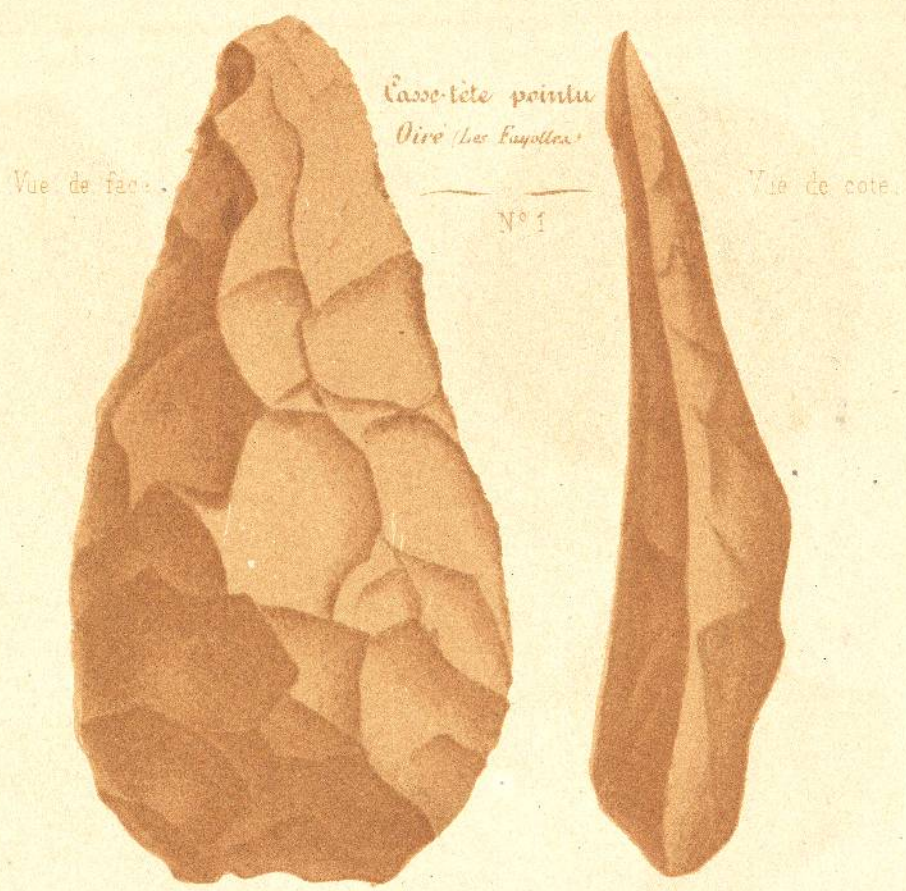
Couteau retillé
Pressigny La Tourmerie,
grandeur naturelle.

N° 3



Couteau retillé.
Pressigny La Tourmerie
 $\frac{2}{3}$ de grandeur





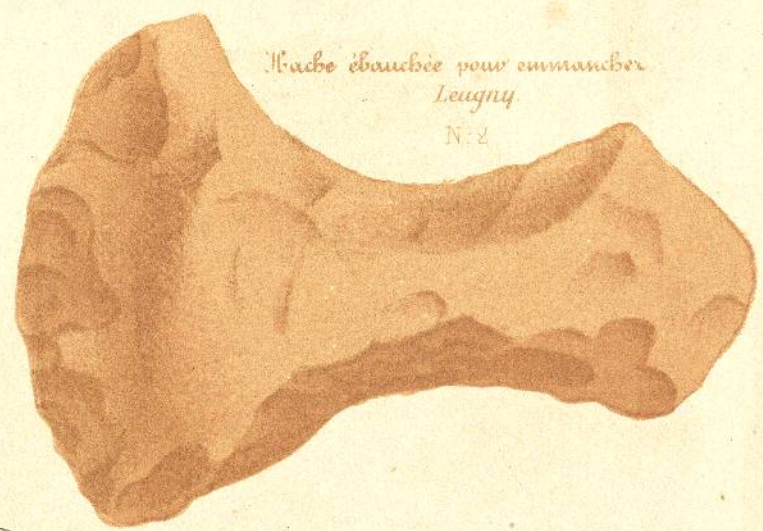
Casse-tête pointu
Oire (Les Fayolles)

Vue de face.

Vue de côté.

N° 1

$\frac{1}{3}$ de sa grandeur.

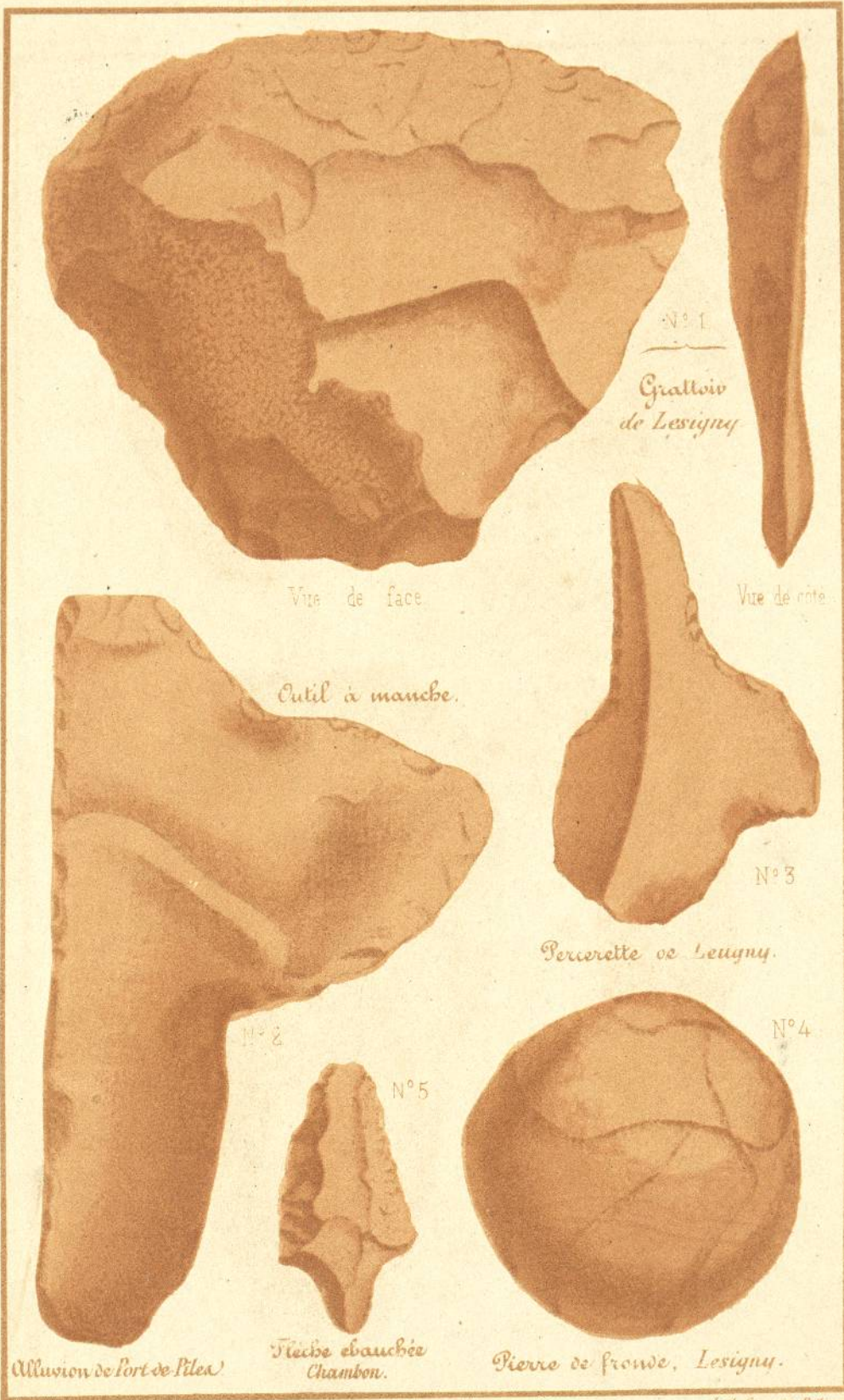


Hache ébauchée pour emmancher
Leigny

N° 2

$\frac{1}{3}$ de sa grandeur.





N° 1
Grattoir
de Lesigny

Vue de face

Vue de côté

Outil à manche.

N° 3

Perceur de Lesigny.

N° 2

N° 4

N° 5

Allusion de fort de Piles

Flèche ébauchie
Chambon.

Pierre de fronde, Lesigny.

Collection A. Meillet.



Les figures sont de grandeur nature

Lith. Gauvain, Poitiers

Ateliers celtiques en plein air
POITOU & TOURAINE

PL. I

Vue de face

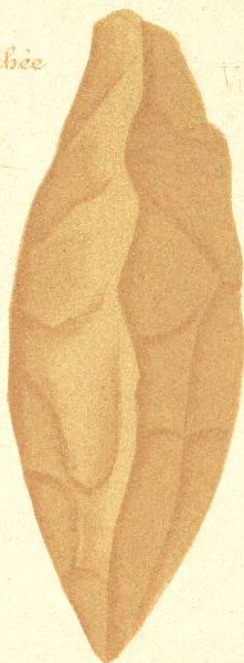


Hache ébauchée

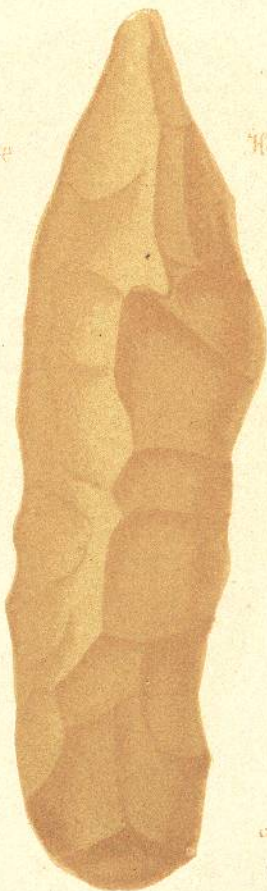
Pressigny
La Grassière

N° 1

Vue de côté



Vue de face



Hache ébauchée

Pressigny
La Clavière

N° 2

Vue de côté



au $\frac{2}{3}$ de grandeur.



Collection A. Heurtel

Collection G. Heurtel



Casse tête
en pointe.

Type de Leugny
La Pinaulière

N° 6



Casse tête
en pointe

Type de Leugny
Rassé

N° 7




de grandeur



Venezuel ex Lomo de Artés - note sur un bloc taillé de bitumineux de Madrid

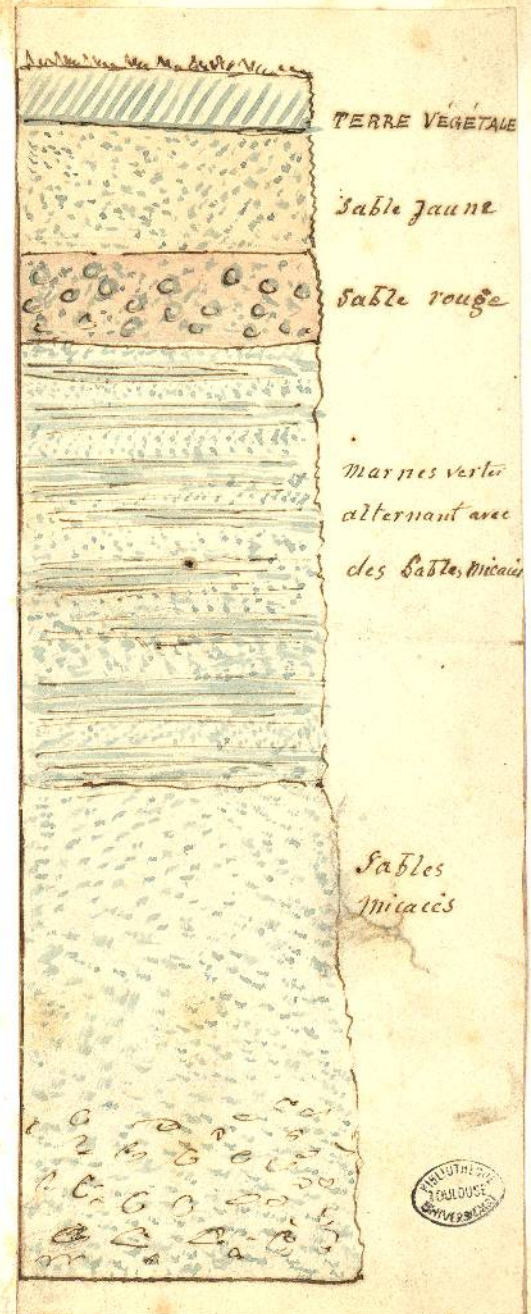
Coupe du diluvium de San Isidro (Madrid)



San Isidro
(Madrid)
avril 1862

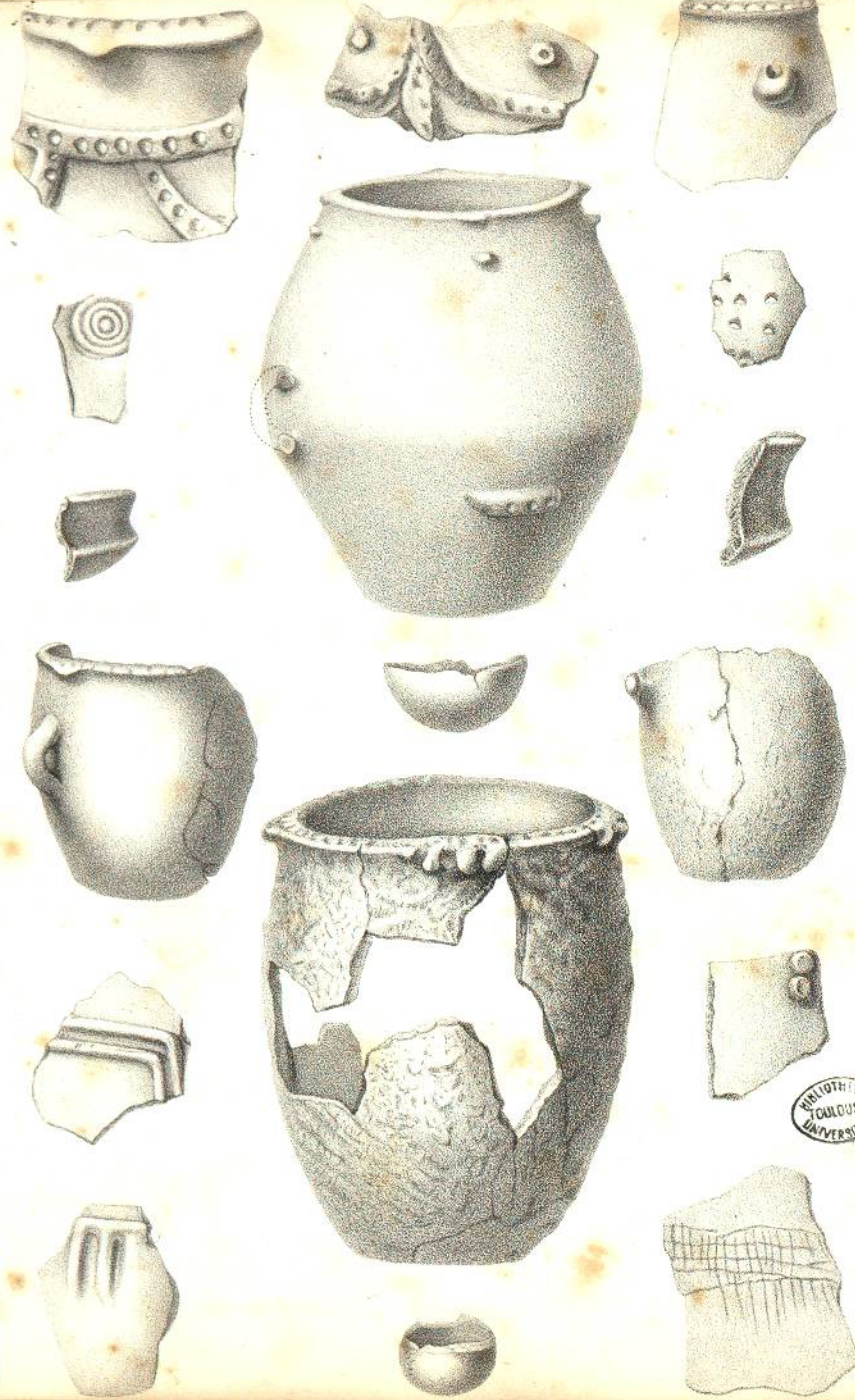
Louis Lartet

Bull. de la Société géologique 2^e Ser. t. XX Pl. XI h 698



	SABLE LIMONEUX JAUNE
	SABLE ROUGE AVEC GRAVIERS
	SABLES MICACÉS GRIS AVEC MARNES ET GRAVIERS

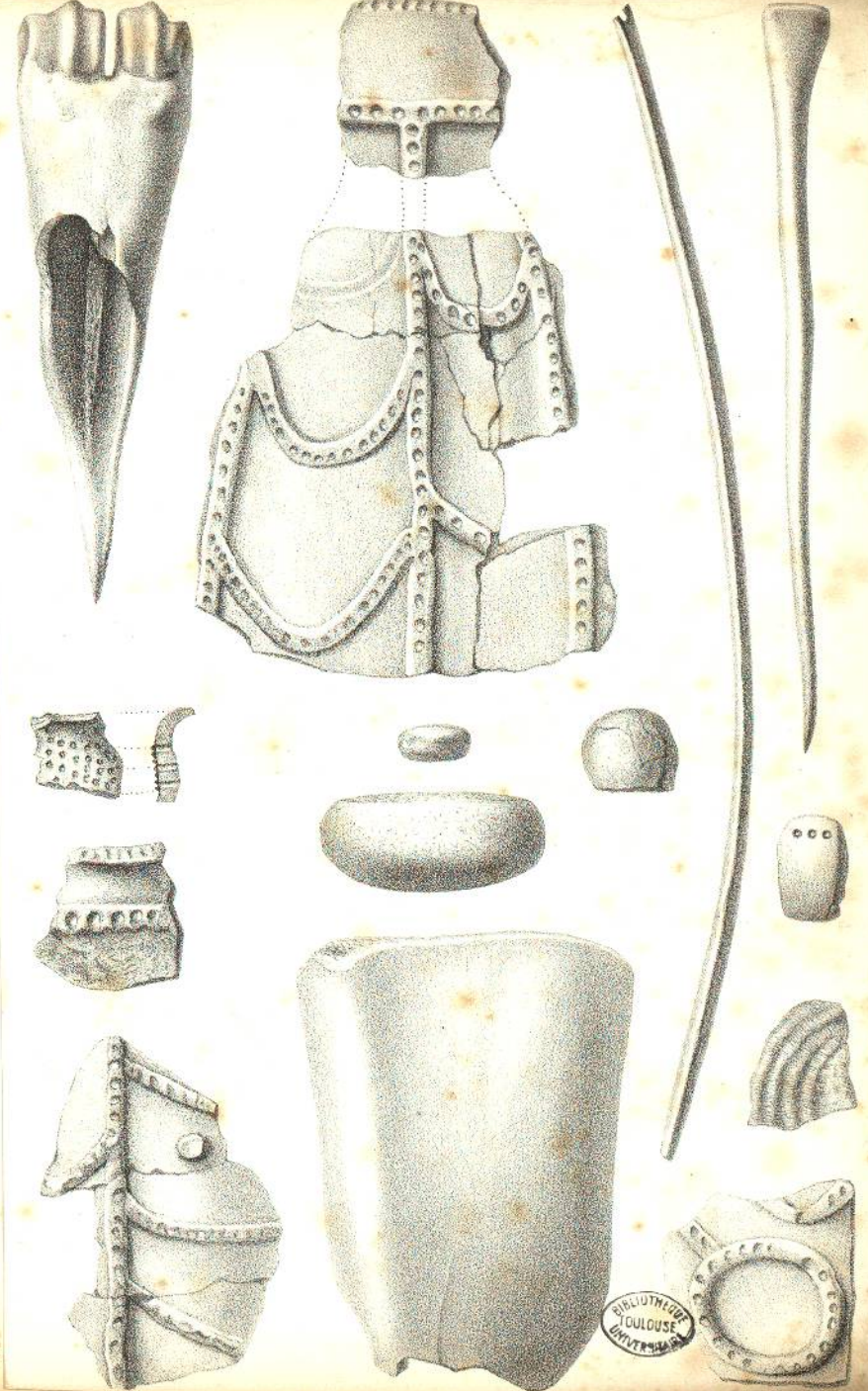


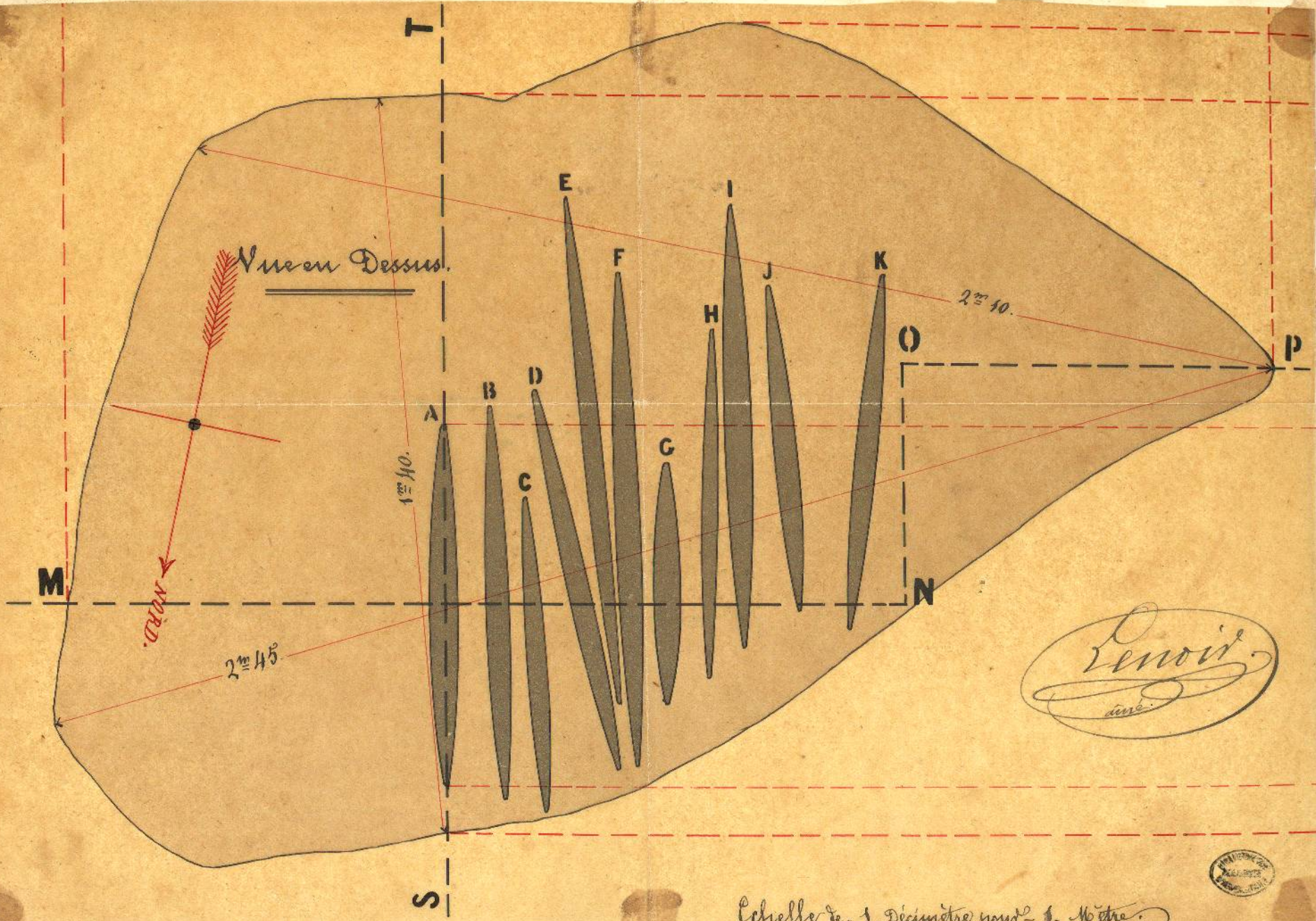


Louis Lantier
 —
 Cuivres de la
 Vieille Castille
 (Espagne)
 (Musée archéologique)
 (Exposition 1867)
 Cueva Loboga
 près Comillas de Cantabria
 (Vieille Castille)
 Poteries, os travaillés &c

BIBLIOTHÈQUE
 MUSEUM
 UNIVERSITAIRE

BIBLIOTHÈQUE
 MUSEUM
 UNIVERSITAIRE






Lenoir
archt.

Echelle de 1. Décimètre pour 2. 1/2. Mètre.

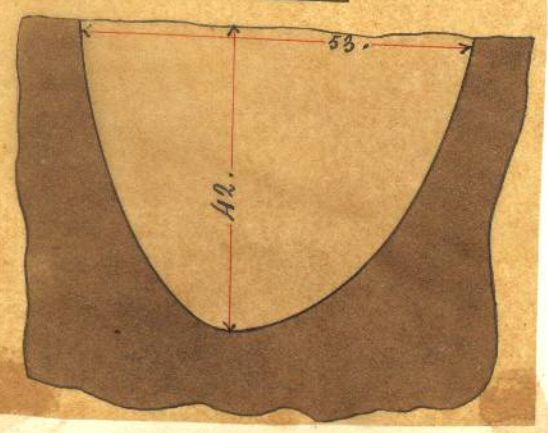


Coupe suivant la ligne **MNOP**



Pierre à Solix, (en grès), de la Commune de Cor
Corty (Yonne)


Entaille - A
Coupe par le Milieu.




Dimensions des Entailles
(En millimètres).

Lettres.	Longueur.	Largeur.	Profondeur.
A	680.	53.	42.
B	750.	40.	37.
C	600.	40.	27.
D	740.	45.	56.
E	970.	30.	37.
F	940.	50.	35.
G	460.	60.	46.
H	660.	25.	10.
I	840.	50.	40.
J	620.	40.	23.
K	680.	40.	35.

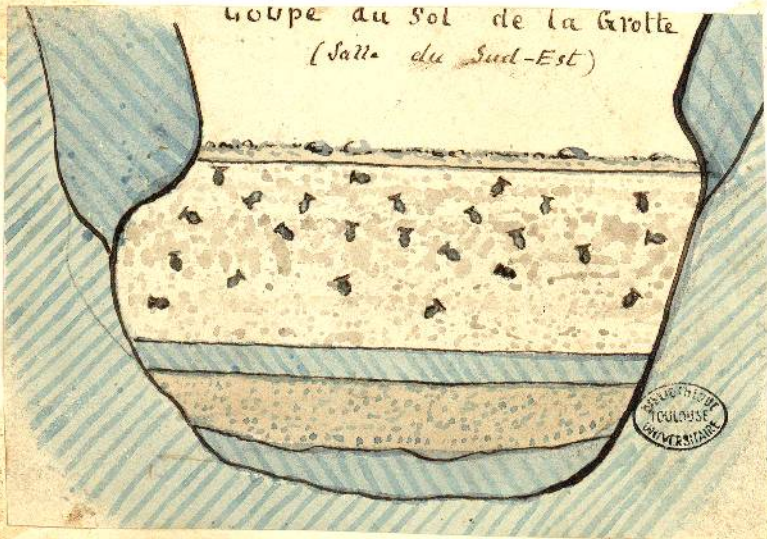
vue de l'entrée du Sud-Est



VUE DE L'ENTREE DE L'EST.

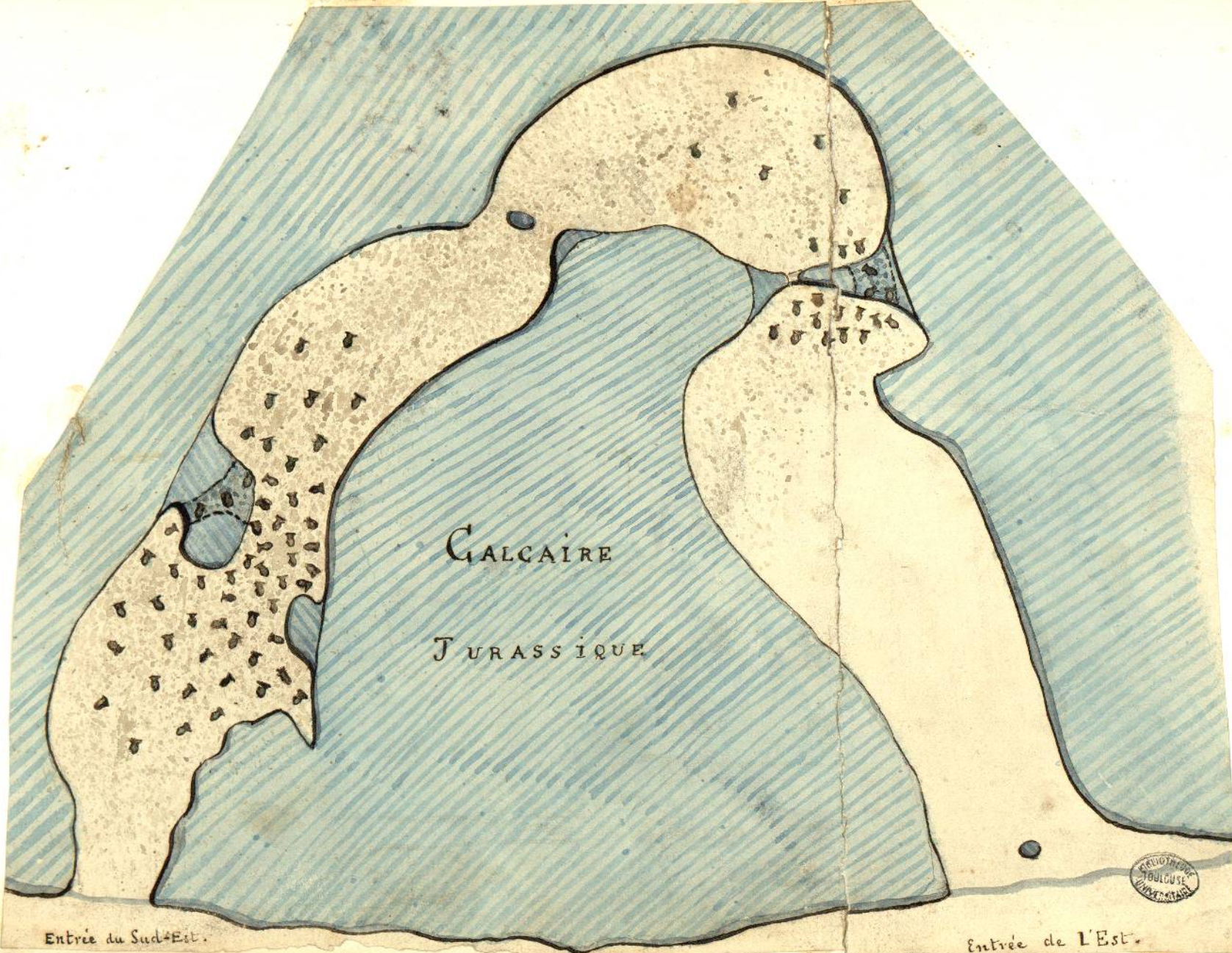


Goupe au sol de la Grotte
(Salle du Sud-Est)



Vue des trois Grottes désignées
sous le nom Collectif de Cueva Tobrega (E.)







Légende du plan et de la coupe

 Poteries, ossements

 Cendres, terrain

 Limon argileux

 Stalagmite

 Calcaire Jurassique

Entrée du Sud-Est.

Entrée de l'Est.





OSSEMENTS la plupart brisés et souvent carbonisés



Silex taillés



CAILLOUX ARRONDIS de GRÈS



GALGAIRE JURASSIQUE



LIMON ROUGE AVEC DE RARES OSSEMENTS, DU CHARBON ET des CAILLOUX ROULES DE GRÈS.



CENDRES NOIRES AVEC OSSEMENTS, SILEX ET CHARBON. (0^m 30)



LIMON ROUGE (0^m 50) ARGILO-SABLEUX AVEC OSSEMENTS, SILEX, CHARBON.



TERREAU ACTUEL

Âge de l'aurochs =


Caverne de Peña la miel (Province de Logroño) Vieille Castille

PENA LA MIEL

SO (Plan de la grotte)

(Commune de Torrecedilla de Cameros, Province de Logroño, Vieille Castille)

NE



VUE EXTÉRIÈRE DE LA GROTTTE




Vue intérieure de la grotte

BIOTHEQUE MUSEE UNIVERSITAIRE



N.O. Coupe du sol de la grotte

SE BIOTHEQUE MUSEE UNIVERSITAIRE





Cro - wagon




Les Eyzies



Lacogne basin



Lougou's Rock



Gorge de la Garonne




La madelaine



Le Montain

156 Grotte de Gaudan




BIBLIOTHÈQUE
TOULOUSE
UNIVERSITAIRE



L. Lavée
1861

grotte de Lourdes





BIBLIOTHEQUE
TOULOUSE
UNIVERSITAIRE

mumie égyptienne.



BIBLIOTHEQUE
TOULOUSE
UNIVERSITAIRE

*Madame
Hottentote
arrivée à Paris
le 10 Mars 1820*

- 1 - Calcaire tenant sur 2 ardoises qu'on interpose entre le plateau du calcaire et la terre à former.
- 2 - pot à 3 anses
- 3 - son couvercle
- 4 - grande casse
- 5 - tache fritte
- 6 - cuvette ord. ex moyenne
- 8 - cuvette avec petit appendice
- 9 - brasero (porte bois)
- 10 - récipient, chauffe à 3 pieds
- 11 - cuvette à touffir le bois
- 12 - tri-lin (Dîneraire)
- 13 - layan de table pour s'en servir tout entier
- 14 - mangière à compartiments pour le volaille.
- 16 - tri-pied de forme conique
- 17 - couteau à pain, en bois
- 18 - couteau à pain en fer (Melle Made) avec 3 gabalets

(fabrication actuelle - sans tour) **Poteries d'Ordizan** (voir Baguier de Dijon)

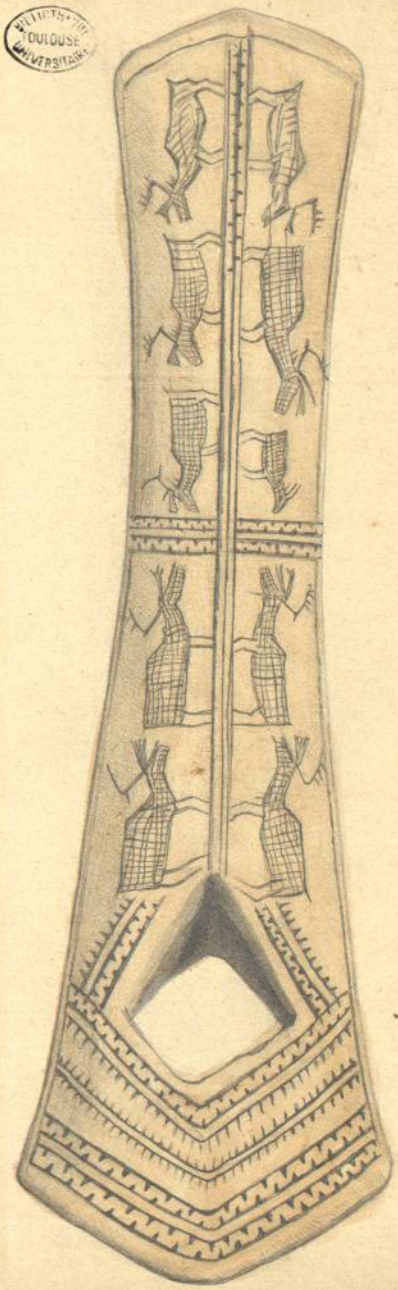


- 19 - entonnoir
- 20 - entonnoir perfectionné
- 21 - cuvette à sucre

On trouve l'angle formé de la base de l'entonnoir dans la collection de l'Épave

Lua et Vaespenat fecit

Voir la note de M. Vaespenat 1865 (voir en 1867 - Vaespenat)


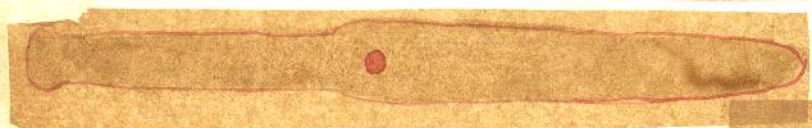





Implements for West Georgia
brought home by Capt. Beecher.

Nat. Size

Esquimaux implements made of Wabrus with Ashmolean Mus.
Oxford.



arrow head.



Handle for holding a line



drill - four.



drill two.



How in drilling




How in drilling



arm

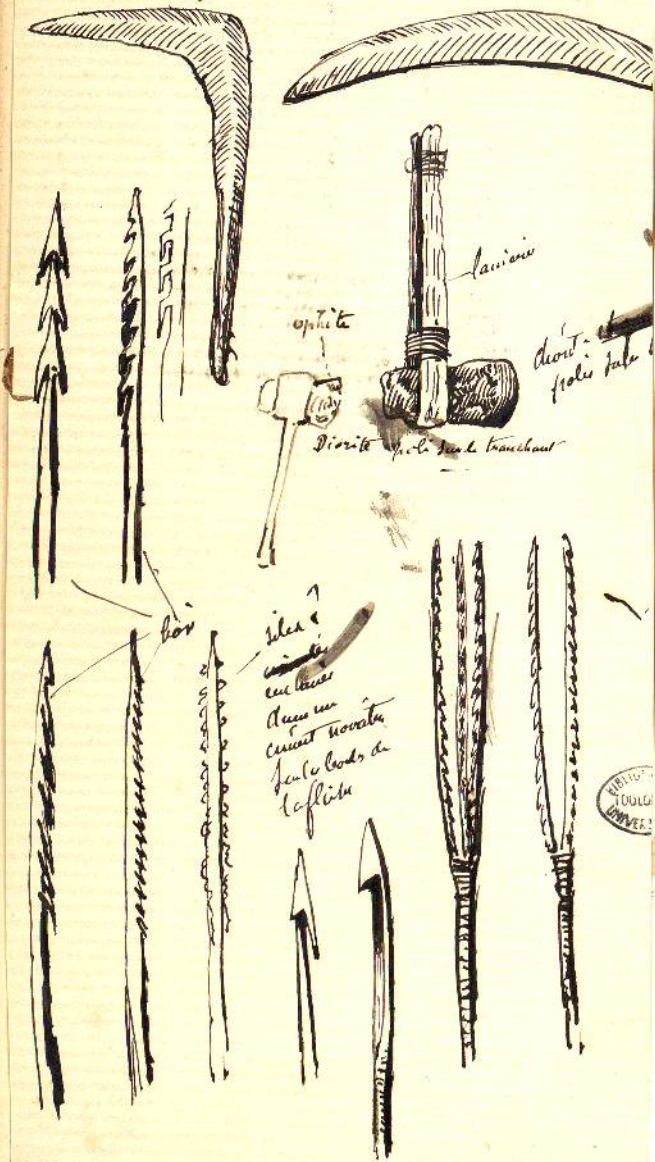


Posteing & Posteing

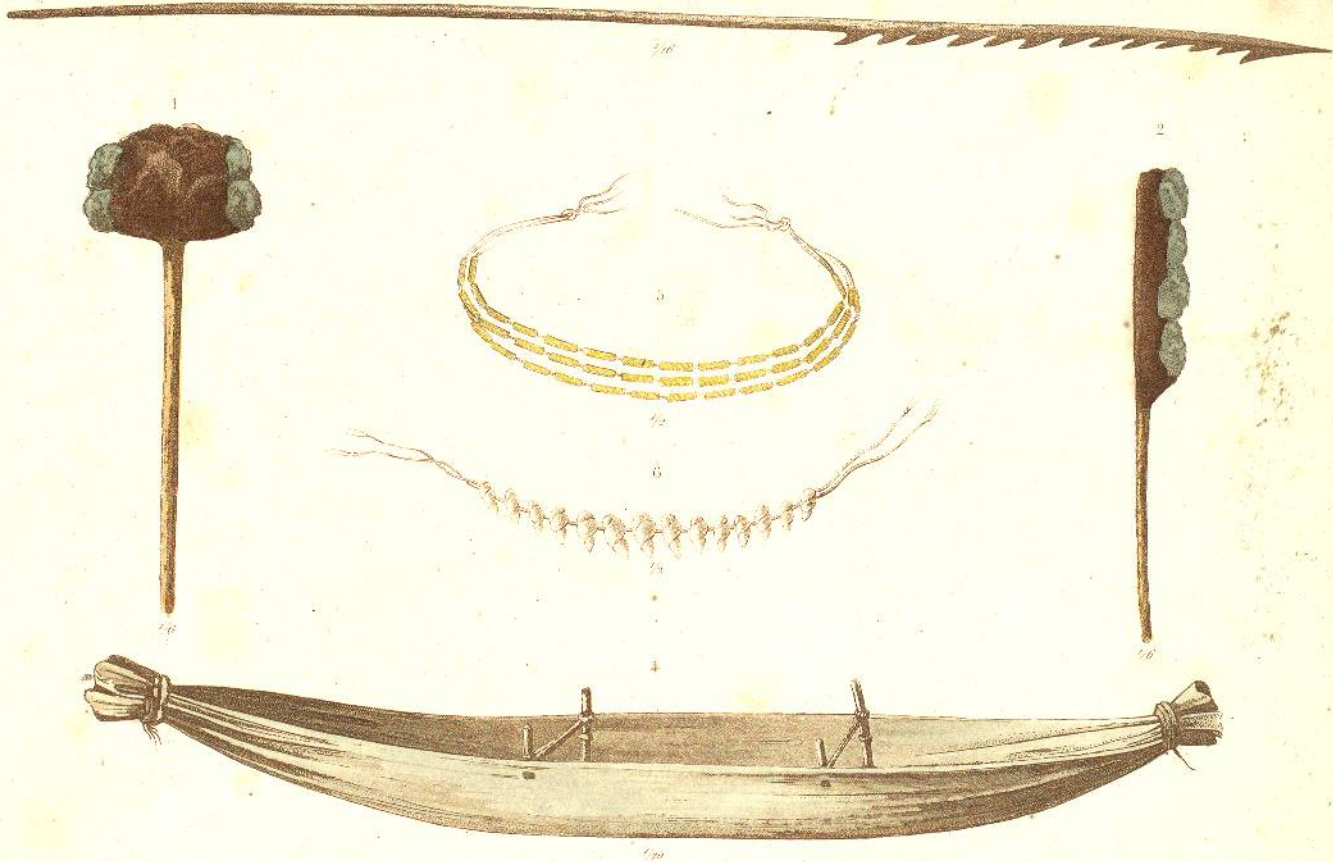


Krühe

Australie — N^o de Gallie du S^o
N^o de Gallie du Sud



EXPOSITION UNIVERSELLE DE 1855

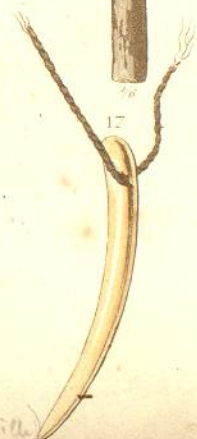
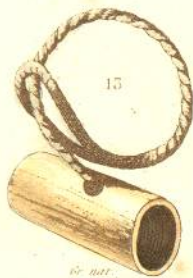
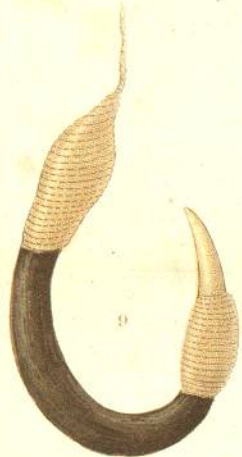



Voyage de l'Astrolabe (Dumont D'Urville)


1. Manche du poul du Roi Georges.
2. Couteau id.
3. Serpent de la baie Lewis.
4. Pique à queue id.

5. Collier en fil de jonc de la baie Jervis.
6. Collier en coquilles id.
7. 8. Armes de l'anse du massacre.
9. 10. Hameçons de l'anse de l'Astrolabe.

11. 12. 13. Boucles et oreilles de l'anse de l'Astrolabe.
14. 15. Mouton et pilon pour brayer la racine de jougère.
16. Poignonné ornement de col.
17. Dent de porc id.



EXPOSITION UNIVERSELLE
1855
PARIS




Cuba

Arrows - lances a fleches
des naturels de Cuba
(bois et os)
Exposition Univ. de Paris
Pavillon de l'Espagne

BIBLIOTHÈQUE
TOULOUSE
UNIVERSITAIRE



fig. 4. Os frontal humain trouvé
dans les tufs volcaniques de Danise
(Collection de M^r Pichot.)



PÉRIODE ANTHROPIQUE.

DERNIER AGE PALÉONTOLOGIQUE. — APPARITION DE L'HOMME.